10.1071/CH15200_AC

Australian Journal of Chemistry 2016, 69(1), 20-26

Supplementary Material

Syntheses and Structures of Homodinuclear (Na-Na) and Heterodinuclear (Cu-Na, Cu-K) Metal Complexes

Rui Jia [A], Ting Gao [A,B*], Ruoxi Chen [A], Yu Yang [A], Po Gao [A], Yan Wang [A], Pengfei Yan [A*]

[A] *Key Laboratory of Functional Inorganic Material Chemistry (MOE), P. R. China; Heilongjiang University; No. 74, Xuefu Road, Nangang District,Harbin 150080, P. R. China.*

[B] *Key Laboratory of Chemical Engineering Process & Technology for High-efficiency Conversion, College of Heilongjiang Province, No. 74, Xuefu Road, Nangang District, Harbin 150080, P.R. China*

**Email: gaotingmail@sina.cn (T. Gao); yanpf@vip.sina.com (P. Yan)*

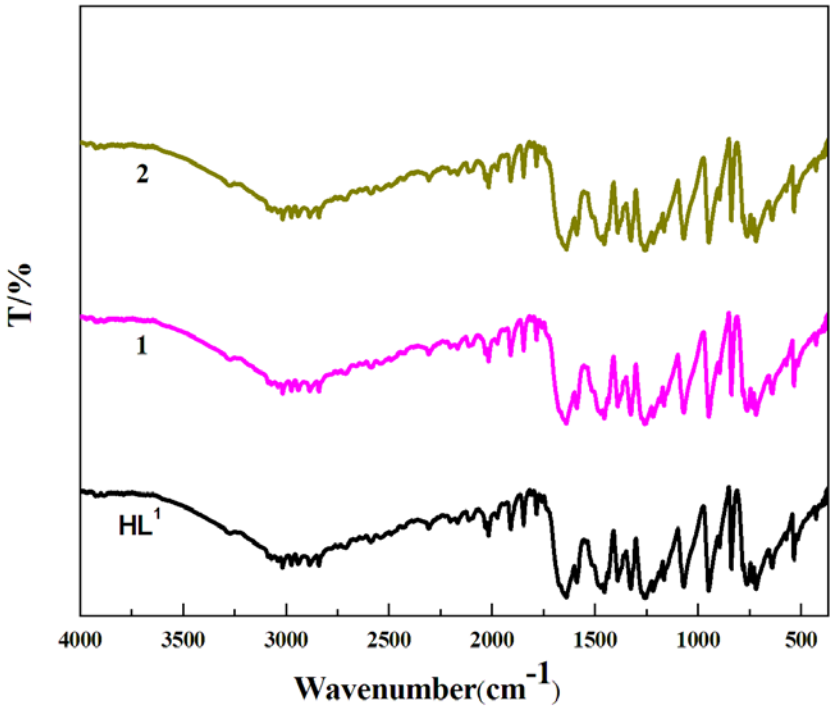

Fig. S1 Infrared spectra of ligand HL^1 and complexes **1** and **2**

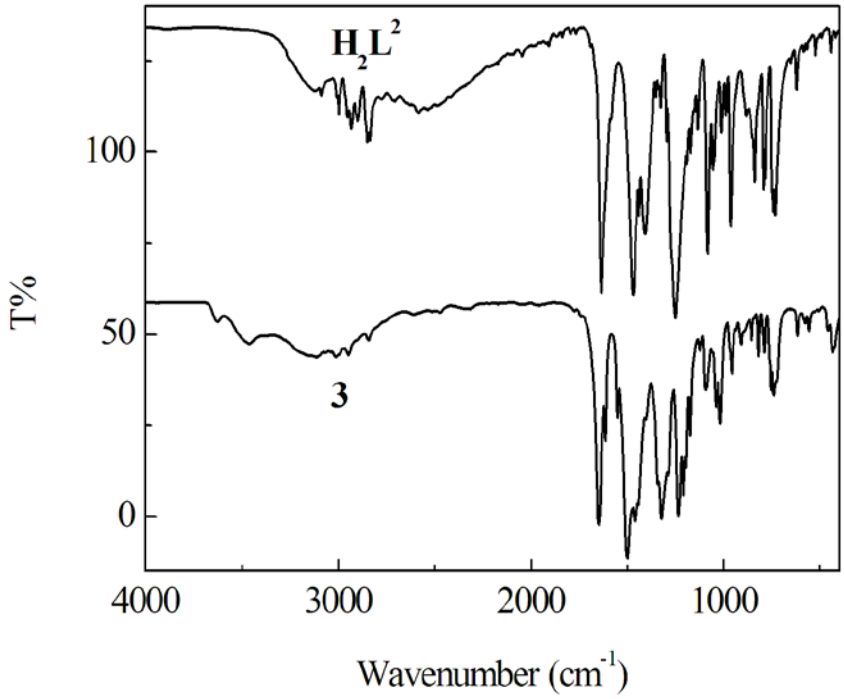

Fig. S2 Infrared spectra of ligand H_2L^2 and complex **3**

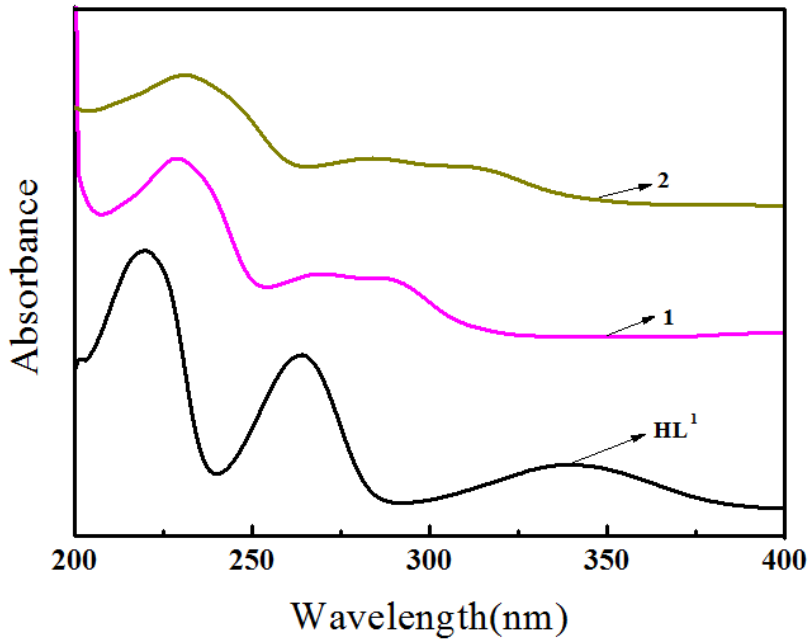

Fig. S3. UV-Vis absorption spectra of ligand HL^1 and complexes **1** and **2** in MeOH solution (1.0×10^{-5} mol·L^{-1}) at room temperature.

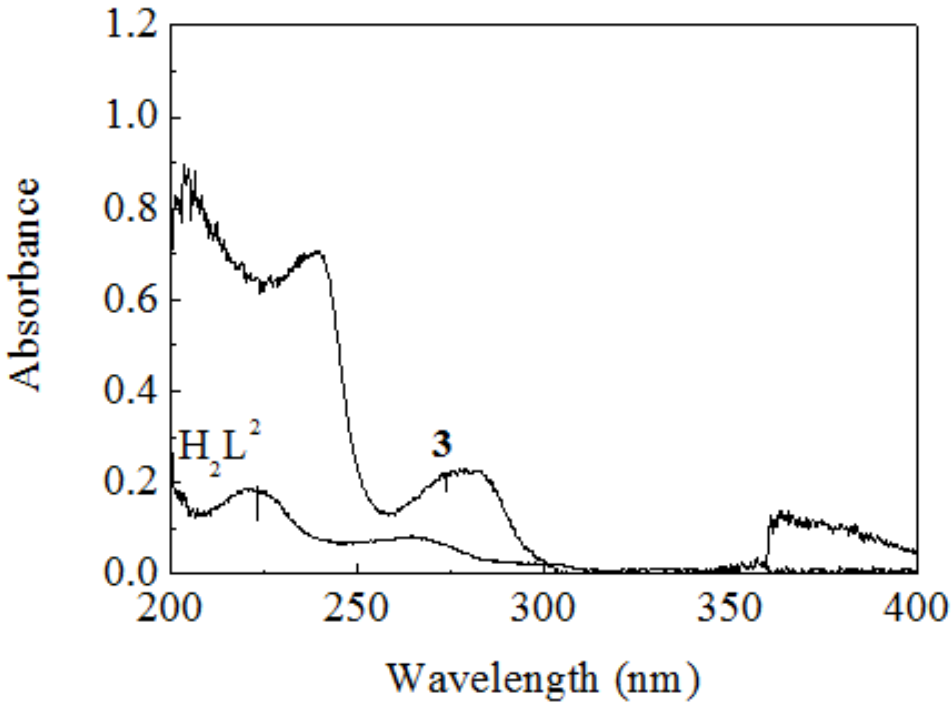

Fig. S4. UV-Vis absorption spectra of H_2L^2 and complex **3** in MeOH solution (1.0×10^{-5} mol·L^{-1}) at room temperature.

Table S1 Infrared spectra for H_2L^2ligand and complex **3**

Complexes	$\nu_{O\text{-}Ln}$	$\nu_{C=N}$
H_2L^2	2847	1631
3	3458	1646