

Supplementary Material

Transition Metal Thiocyanate Complexes of Picolylycyanoacetamides

Yuniar P. Prananto,^A Aron Urbatsch,^A Boujemaa Moubaraki,^A Keith S. Murray,^A

David R. Turner,^A Glen B. Deacon,^A and Stuart R. Batten^{A,*}

^ASchool of Chemistry, Monash University, Clayton, VIC 3800, Australia.

*Email: Stuart.Batten@monash.edu

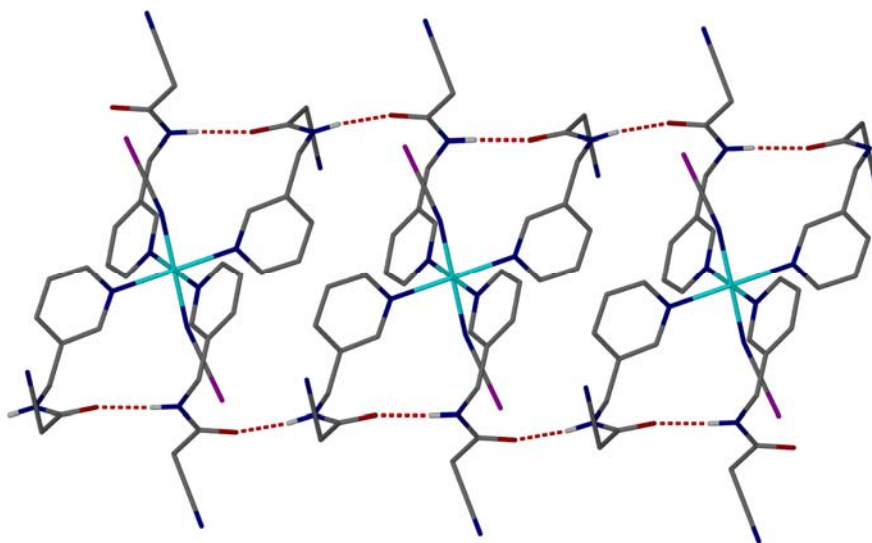


Fig. S1. Molecular packing in **3Co** (representative also for **3Fe** and **3Ni**) with H-bonds shown as red dashed lines. All CH hydrogen atoms are omitted for clarity.

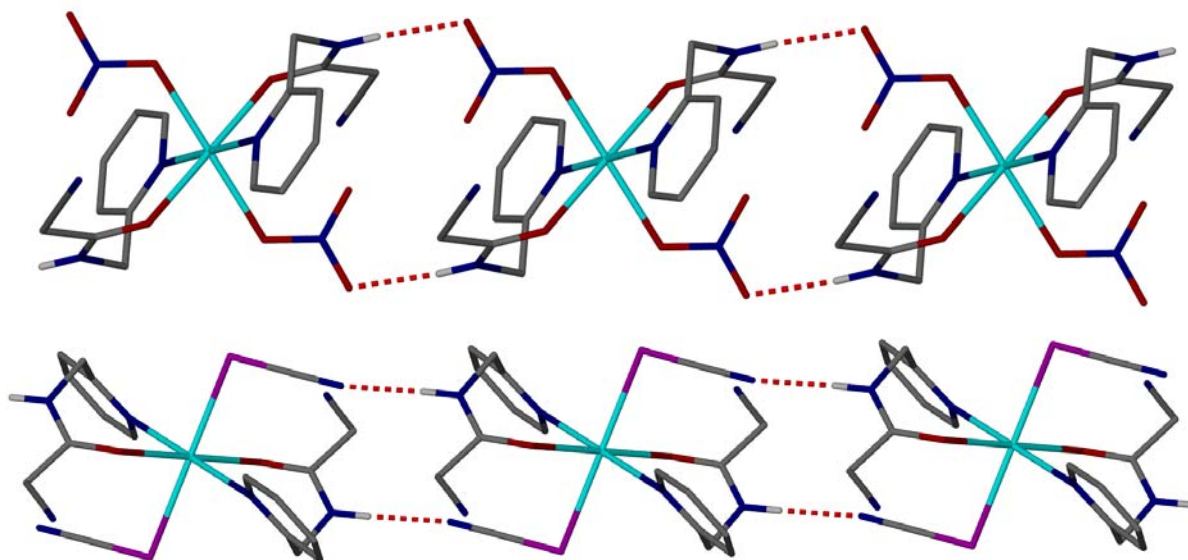


Fig. S2. Molecular packing in **5Cd** (top) and **6Cd** (bottom) with H-bonds shown as red dashed lines. All CH hydrogen atoms are omitted for clarity.

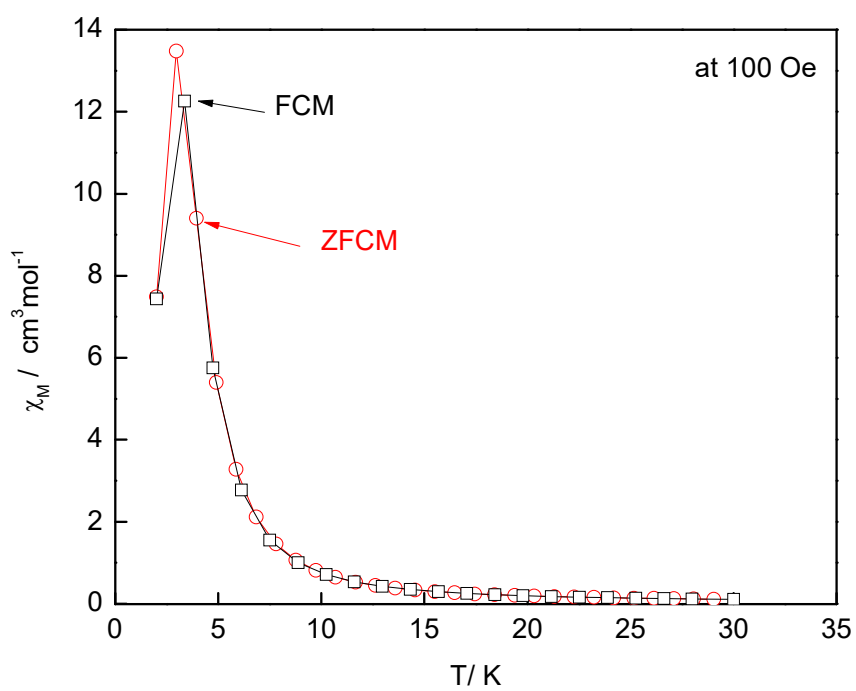


Fig. S3. Field cooled ($H = 100 \text{ Oe}$) and zero field cooled molar susceptibilities of **8Co**.