

SUPPLEMENTARY MATERIAL

Shear Stress Induced Fabrication of Dandelion Shaped Lanthanide Phosphate Nanoparticles

Nicholas J. D'Alonzo,^A Paul K. Eggers,^A Ela Eroglu,^{A,B} and Colin L. Raston^{C,D}

^ASchool of Chemistry and Biochemistry, The University of Western Australia, Crawley, WA 6009, Australia.

^BDepartment of Chemical Engineering, Curtin University, Bentley, WA 6845, Australia.

^CCentre for NanoScale Science and Technology, School of Chemical and Physical Sciences, Flinders University, Bedford Park, SA 5042, Australia.

^DCorresponding author. Email: colin.raston@flinders.edu.au





Figure S1: SEM images of the lanthanum phosphate dandelions produced at 7000 rpm in the presence of PVP40 at 0° angel of operation

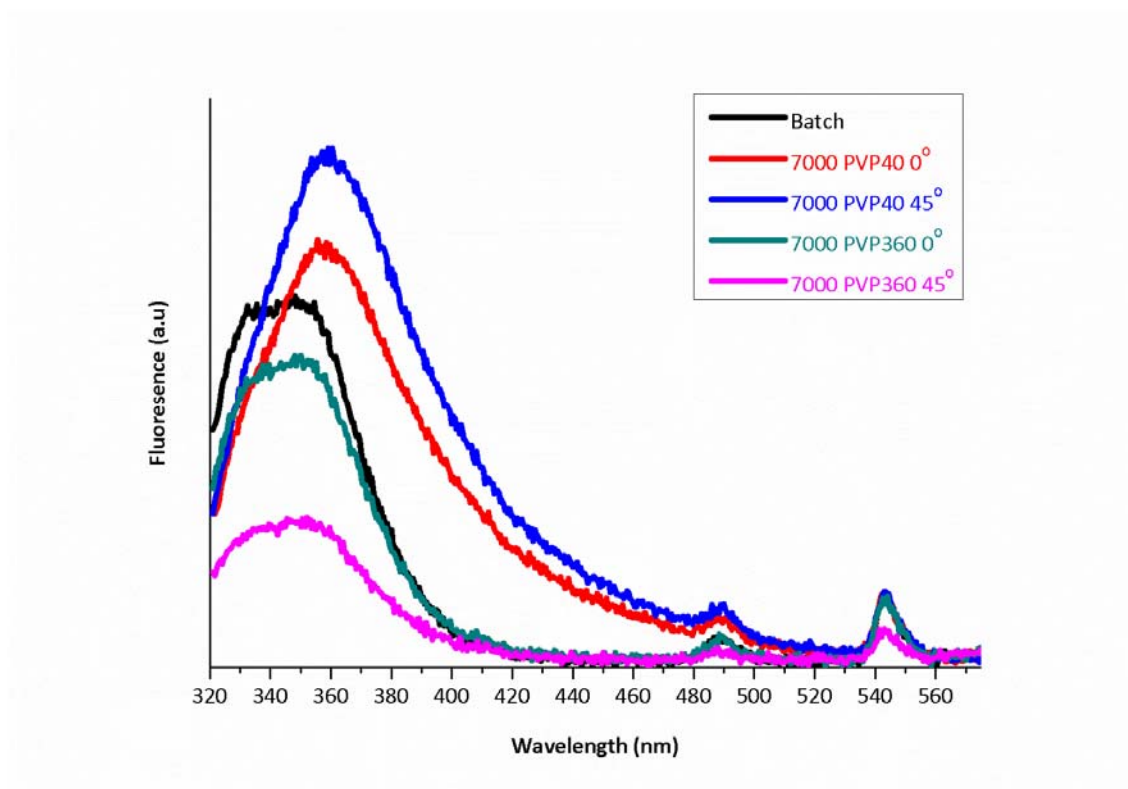


Figure S2: Fluorescence emission spectra for LnPO₄ nanoparticles produced in batch and on the VFD at 7000 rpm with differing conditions. Excitation at 300 nm.