

10.1071/CP18394_AC

© CSIRO 2018

Supplementary Material: *Crop & Pasture Science*, 2018, **69**, 1041–1049.

Physiological and biochemical analyses reveal drought tolerance in cool-season tall fescue (*Festuca arundinacea*) turf grass with the application of melatonin


Mohammad Nur Alam^{A,B}, Yanping Wang^A and Zhulong Chan^{A,C,D}

^AKey Laboratory of Horticultural Plant Biology, Ministry of Education, and Key Laboratory of Urban Agriculture in Central China, Ministry of Agriculture, College of Horticulture and Forestry Sciences, Huazhong Agricultural University, Wuhan, Hubei 430070, China.

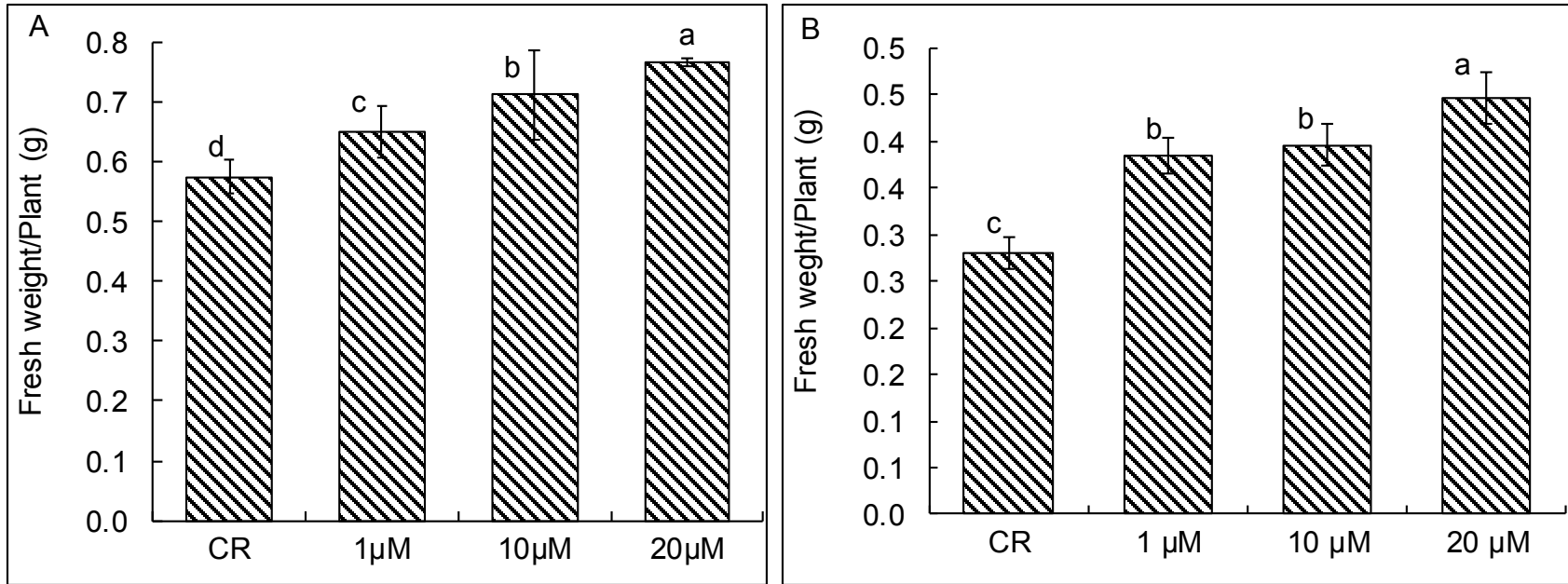
^BAgronomy Division, Bangladesh Wheat and Maize Research Institute, Nashipur, Dinajpur 5200, Bangladesh.

^CCollege of Life Science and Technology, Hubei Engineering University, Xiaogan, Hubei 432000, China.

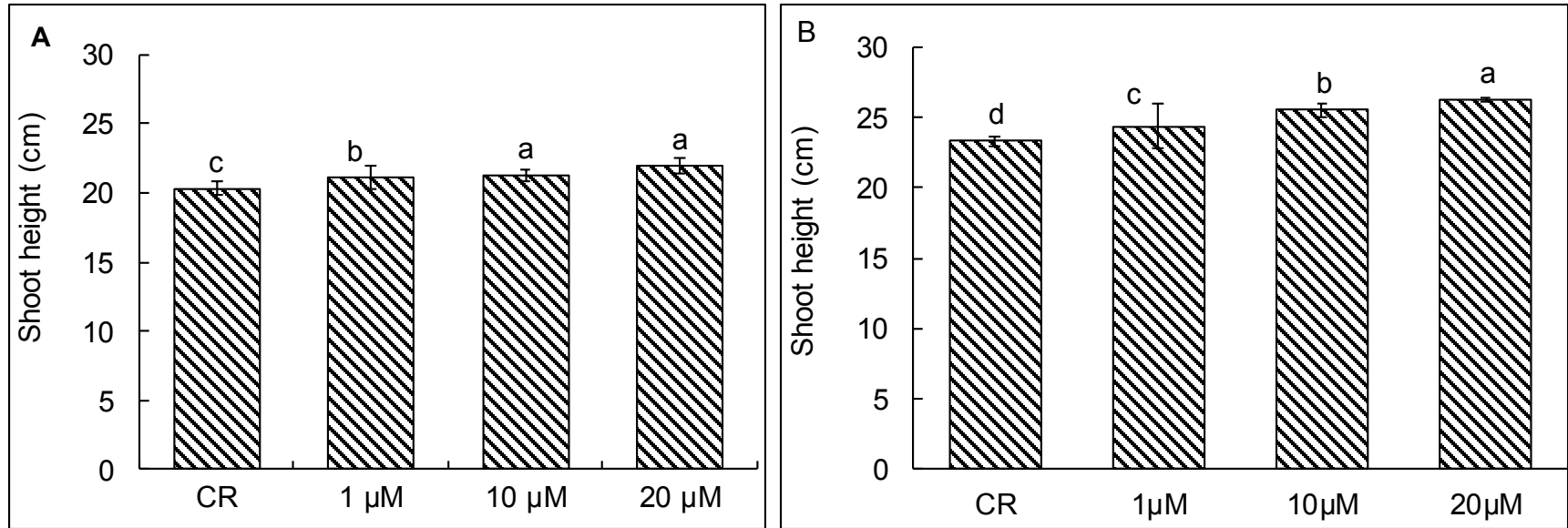
^DCorresponding author. Email: zlchan@mail.hzau.edu.cn



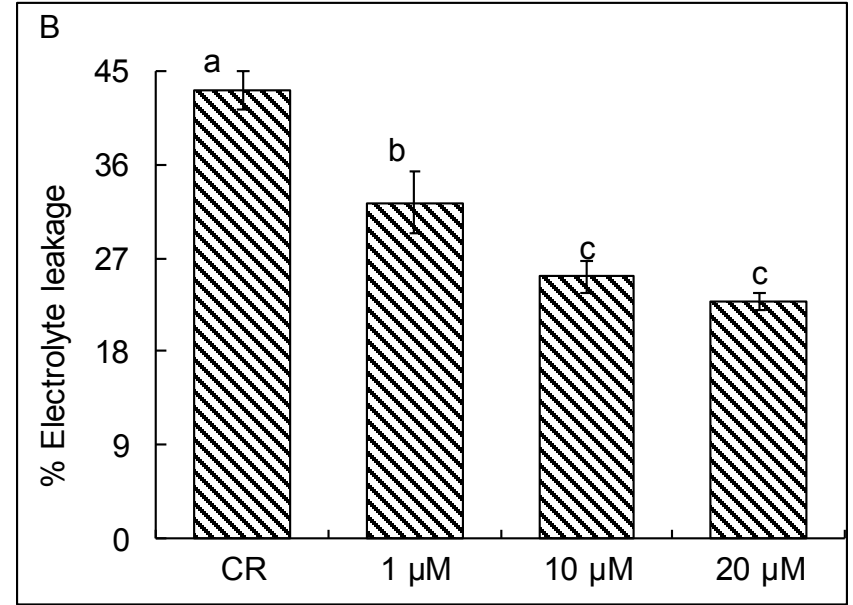
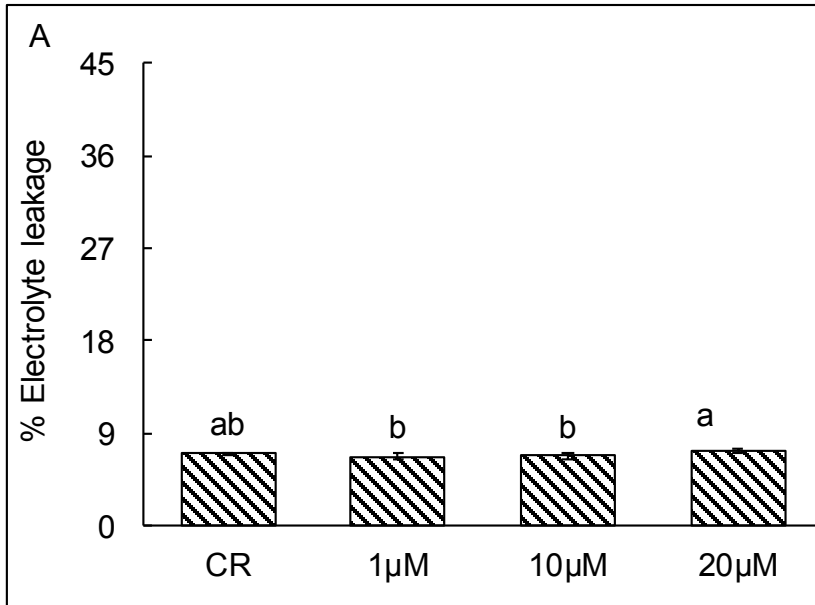
Supplementary figure S1. Effect of melatonin on phenotypic expression of tall fescue seedlings under drought tolerance. 15 days old seedlings were pre-treated with melatonin and subjected to 10 days drought treatment. The seedlings were then re-watered, and the pictures were taken after three days of re-watering.



Supplementary figure S2. Effects of melatonin pretreatments on fresh shoot weight (A. Watering, B. Drought) of tall fescue seedlings were exposed for ten days either to drought stress (by withholding watering) or to optimum conditions (watering). Data were means \pm SD of three replications. Bars with different letters indicated significantly difference at $P \leq 0.05$ (Duncan's range test); CR, control; MT, melatonin.



Supplementary figure S3. Effects of melatonin pretreatments on shoot length (A. Watering, B. Drought) of tall fescue seedlings were exposed for ten days either to drought stress (by withholding watering) or to optimum conditions (watering). Data were means \pm SD of three replications. Bars with different letters indicated significantly difference at $P \leq 0.05$ (Duncan's range test); CR, control; MT, melatonin.



Supplementary figure S4. Effects of melatonin pretreatments on electrolyte leakage (A. Watering, B. Drought) of tall fescue seedlings were exposed for ten days either to drought stress (by withholding watering) or to optimum conditions (watering). Data were means \pm SD of three replications. Bars with different letters indicated significantly difference at $P \leq 0.05$ (Duncan's range test); CR, control; MT, melatonin.