Environ. Chem. **2018**, *14*, 407–416

doi:10.1071/EN17147_AC

Supplementary material

Impact of anions on surface organisation of lipid monolayers at the air-water interface

Siyang Li,[A] *Lin Du*[A,B] *and Wenxing Wang*[A]

[A]Environment Research Institute, Shandong University, Shanda South Road 27, 250100 Shandong, China.

[B]Corresponding author. Email: lindu@sdu.edu.cn

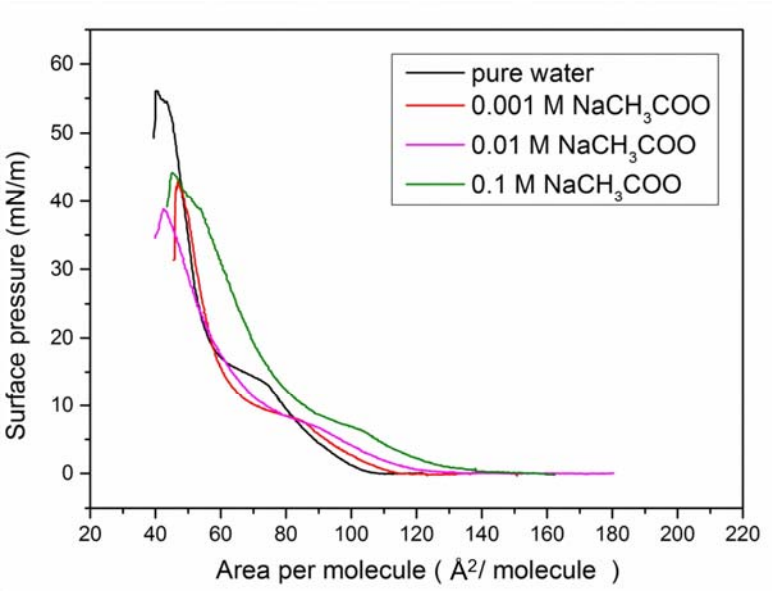

Fig. S1. Surface pressure-area isotherms of DPPC monolayers on $NaCH_3COO$ solutions with varying salt concentrations.

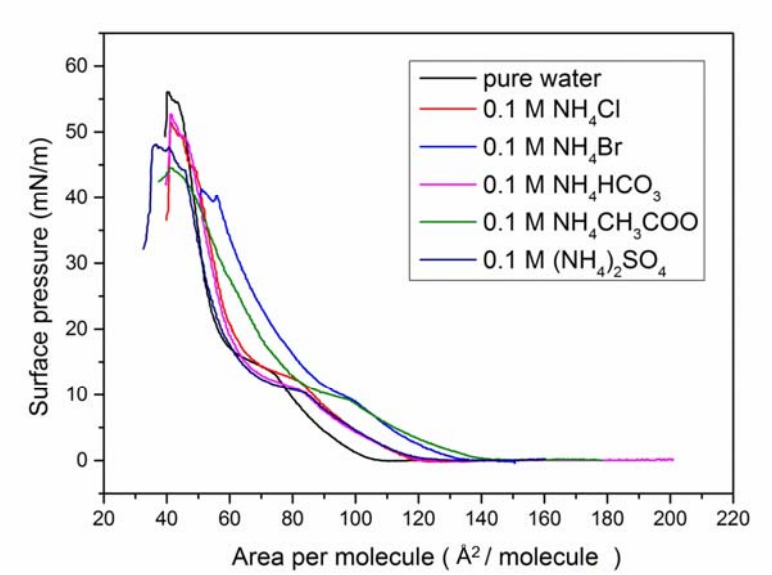

Fig. S2. Surface pressure-area isotherms of DPPC monolayers on water and 0.1 M ammonium salt solutions (SO_4^{2-}, CH_3COO^-, HCO_3^-, Cl^- and Br^-).

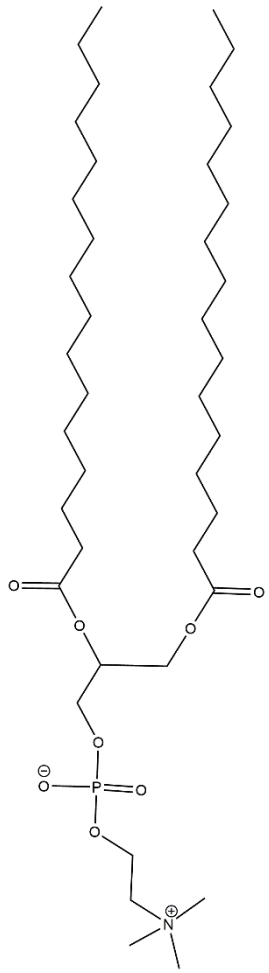

Fig. S3. *all-trans* structure of DPPC molecule.

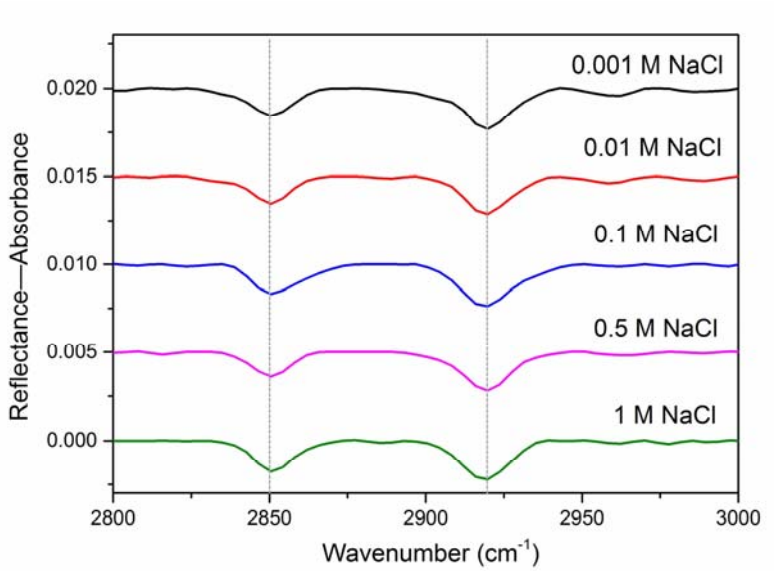

Fig. S4. IRRAS spectra of the CH-stretching region of DPPC monolayers on NaCl solutions with varying salt concentrations.

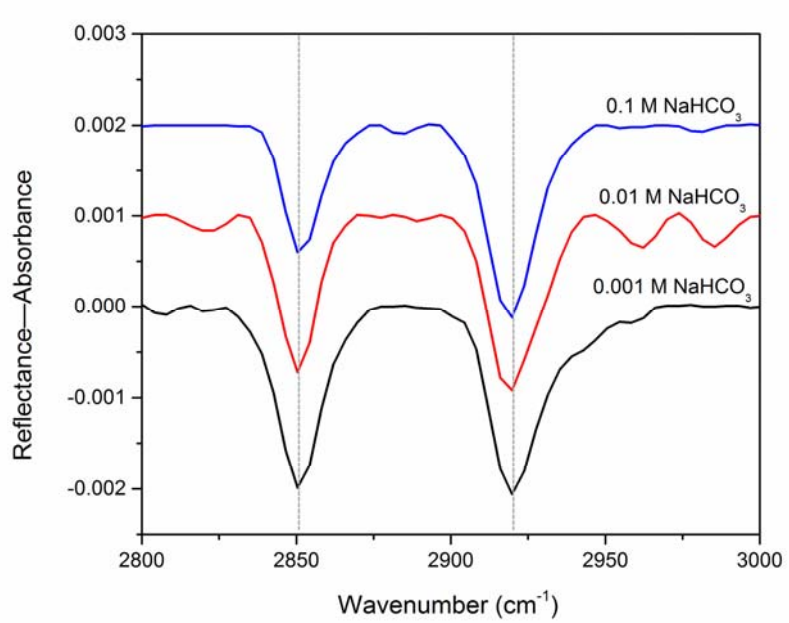

Fig. S5. IRRAS spectra of the CH-stretching region of DPPC monolayers on $NaHCO_3$ solutions with varying salt concentrations.