




**Fig. 1.** Paired images of three individual sharks showing the main distinguishing pigmentation spots for the animal in question and “re-matches” during subsequent search results in the I<sup>3</sup>S program. Paired images labelled (a-b) through to (e-f) represent wild images of *Carcharias taurus*, for video and still images respectively. Slight horizontal or vertical plane changes affect the accuracy of the I<sup>3</sup>S scores.



**Fig. 2.** Paired images of a wild female shark showing the main distinguishing pigmentation spots. Image (a) represents the last time this shark was seen at Magic Point on 3/3/08 and Image (b) is the same shark returning to Magic Point on 7/6/09. Image (c) represents the last time this shark was seen at Magic Point on 27/2/07 and Image (d) is the same shark returning to Magic Point on 28/6/09.



**Fig. 3.** Paired images for three individual sharks showing the main distinguishing pigmentation spots and “re-matches” between key aggregation sites. (a) Magic Point and (b) Seal Rocks = female *Carcharias taurus*, (c) Magic Point and (d) Fish Rock Cave = male *C. taurus* and the (e) Pinnacle (Forster) and (f) Fish Rock Cave = male *C. taurus*.



**Fig. 4.** Paired images for an individual shark showing the main distinguishing pigmentation spots and “re-matches” between key aggregation sites (a) Solitary Islands and (b) Montague Island = male *Carcharias taurus*, (c) Fish Rock and (d) Seal Rocks = male and (e) Magic Point and (f) Seal Rocks = female.