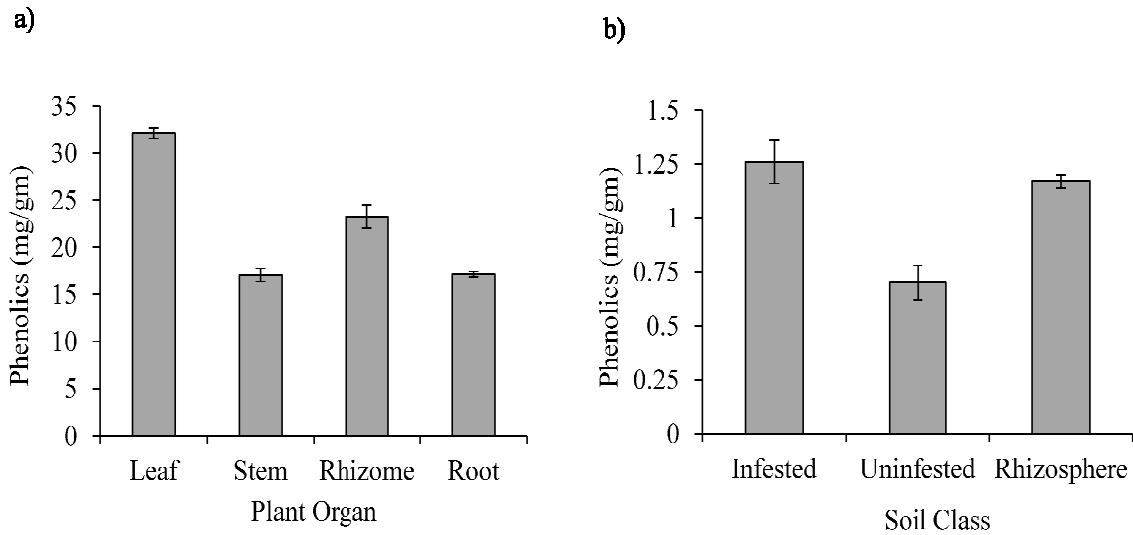
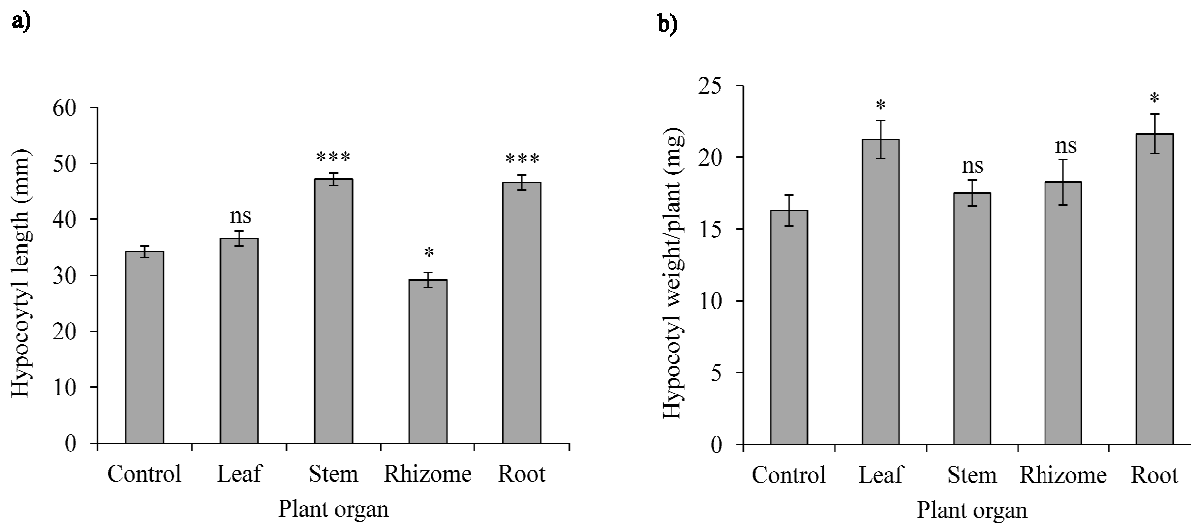


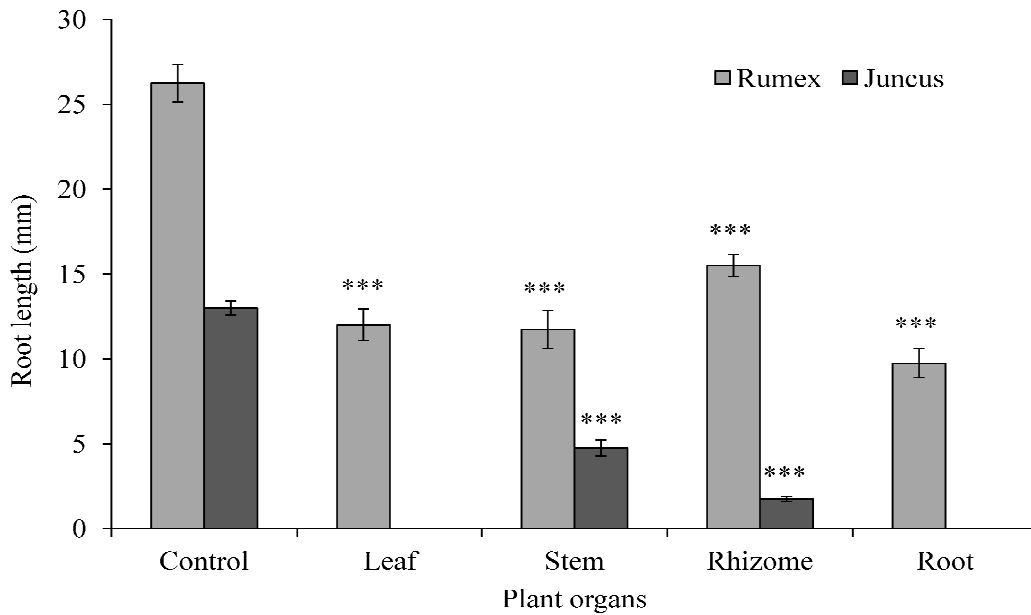
## Supplementary Material



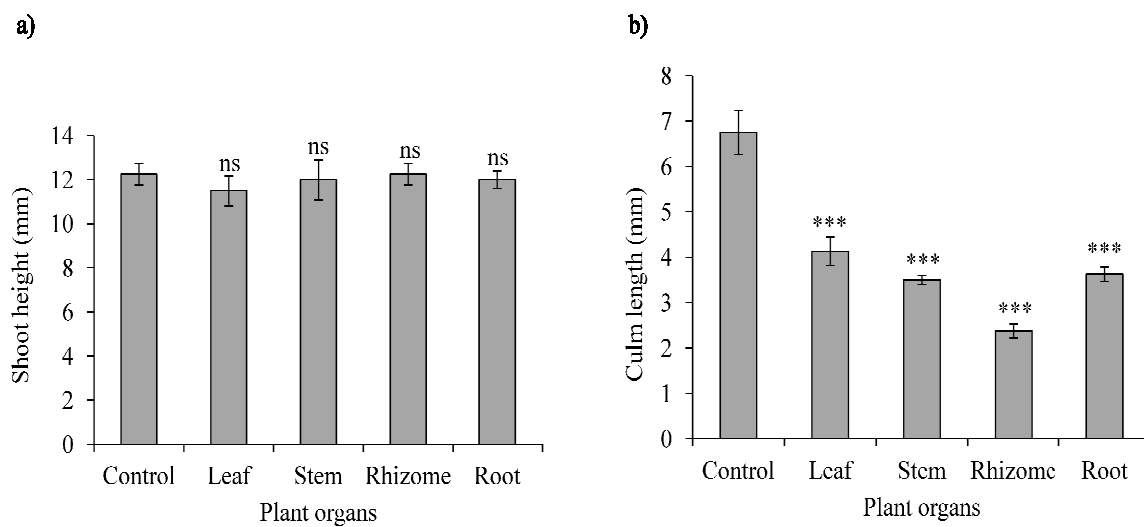
7  
8 **Fig. A1.** Phenolics (mg/g) in a) plant organs of *Phragmites* and b) soil. Values are mean  $\pm$  standard error ( $n$   
9 = 3).



11  
12 **Fig. A2.** Effect of fresh plant extracts on hypocotyl a) length (mm) and b) fresh weight (mg) of lettuce  
13 seeds. Values are mean  $\pm$  standard error ( $n = 5$ ). \*\*\*, \* and ns indicate significant difference from control at  
14  $P \leq .001$ ,  $P \leq .05$  and non-significant respectively after applying the Dunnett test.

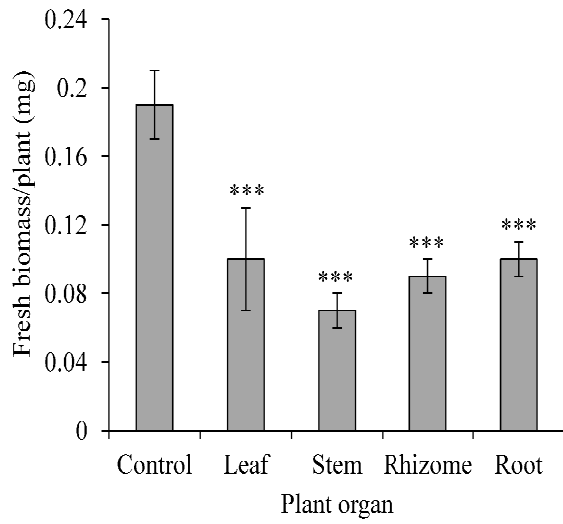


**Fig. A3.** Effect of dry plant extracts on root length of *Rumex* and *Juncus*. Values are mean  $\pm$  standard error ( $n = 4$ ). \*\*\* indicate significant difference from control at  $P \leq .001$  after applying the Dunnett test.

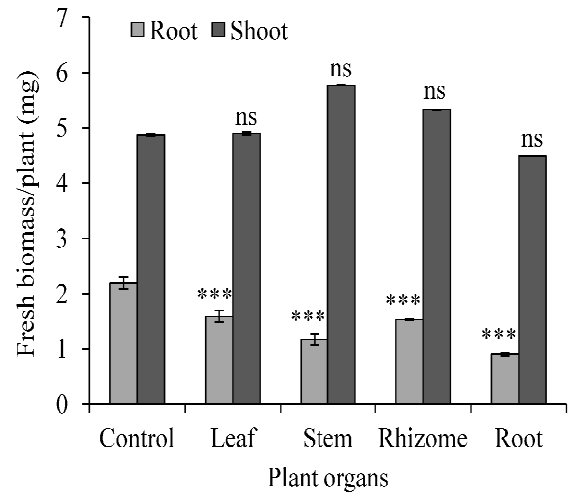


**Fig. A4.** Effect of dry plant extracts on a) shoot height (mm) of *Rumex* and b) culm length (mm) of *Juncus*. Values are mean  $\pm$  standard error ( $n = 3$ ). \*\*\* and ns indicate significant difference from control at  $P \leq .001$  and non-significant after applying the Dunnett test.

a)



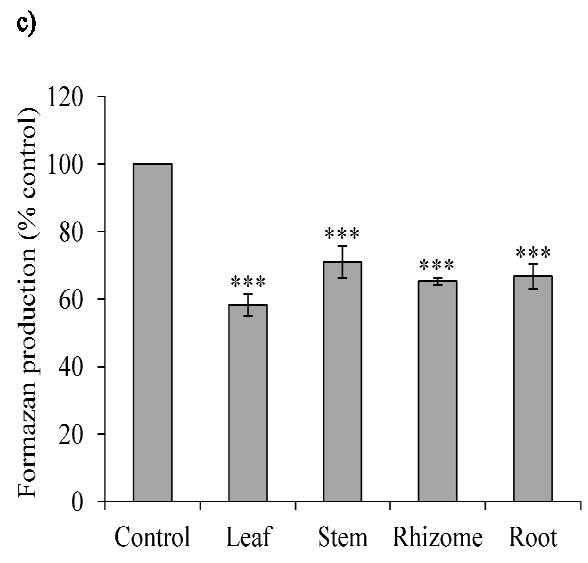
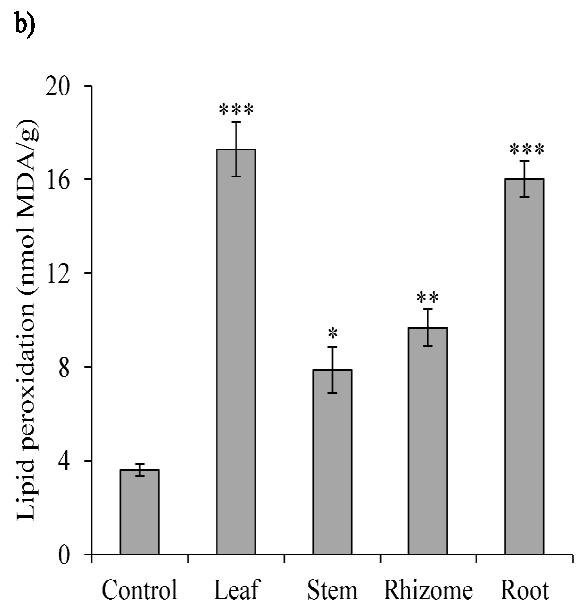
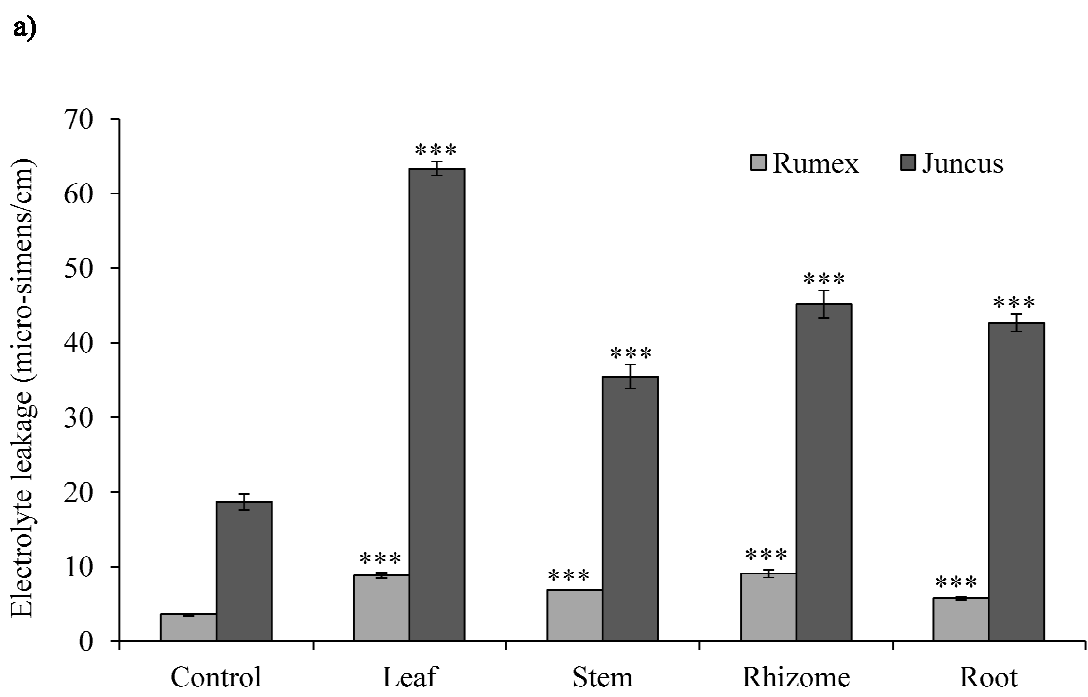
b)



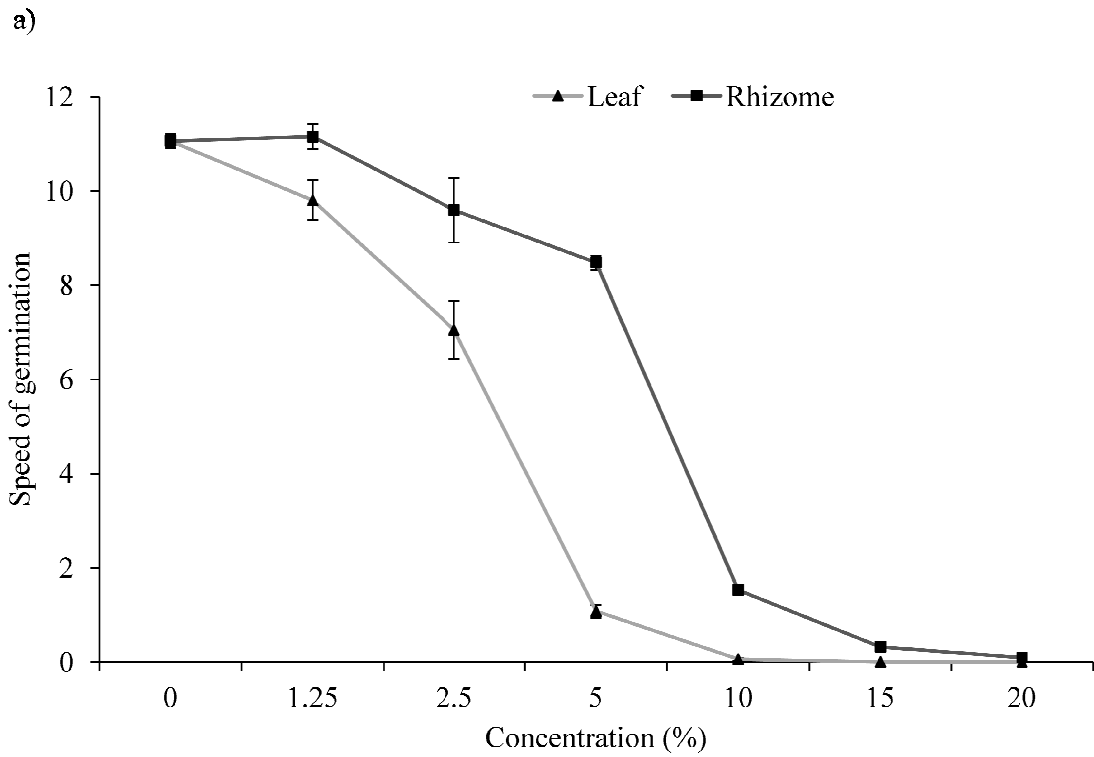
27

28 **Fig. A5.** Effect of dry plant extracts on fresh weight biomass (mg) of a) *Juncus* and b) *Rumex*. Values are  
 29 mean  $\pm$  standard error ( $n = 3$ ). \*\*\* and ns indicate significant difference from control at  $P \leq .001$  and non-  
 30 significant after applying the Dunnett test.

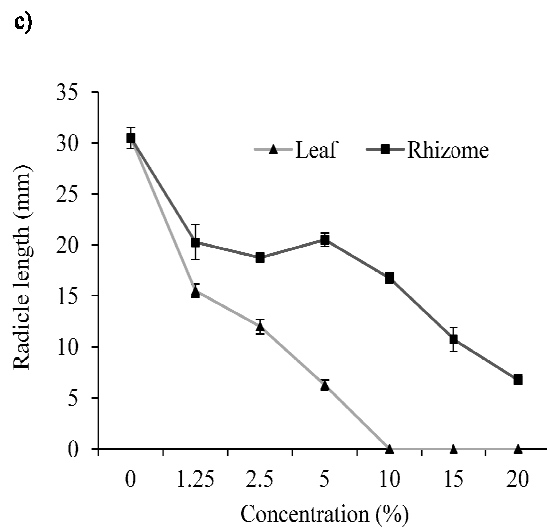
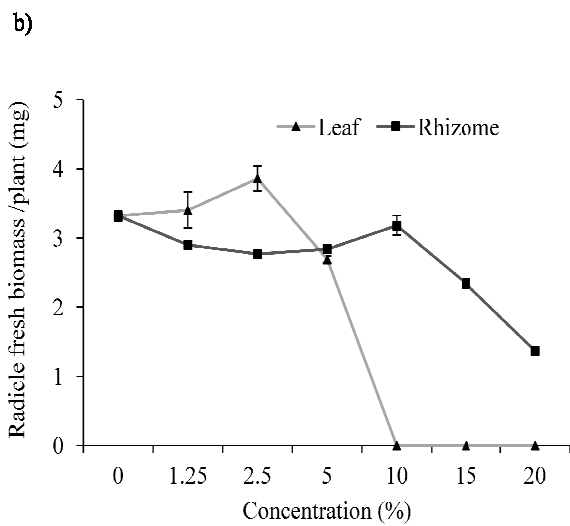
31



36 **Fig. A6.** Effect of dry plant extracts on physiological parameters such as a) electrolyte leakage for *Rumex*  
 37 and *Juncus*, b) lipid peroxidation and c) formazan production of *Rumex*. Values are mean  $\pm$  standard error  
 38 ( $n=3$ ). \*\*\*, \*\* and \* indicate significant difference from control at  $P \leq .001$ ,  $P \leq .01$  and  $P \leq .05$  respectively  
 39 after applying the Dunnett test.

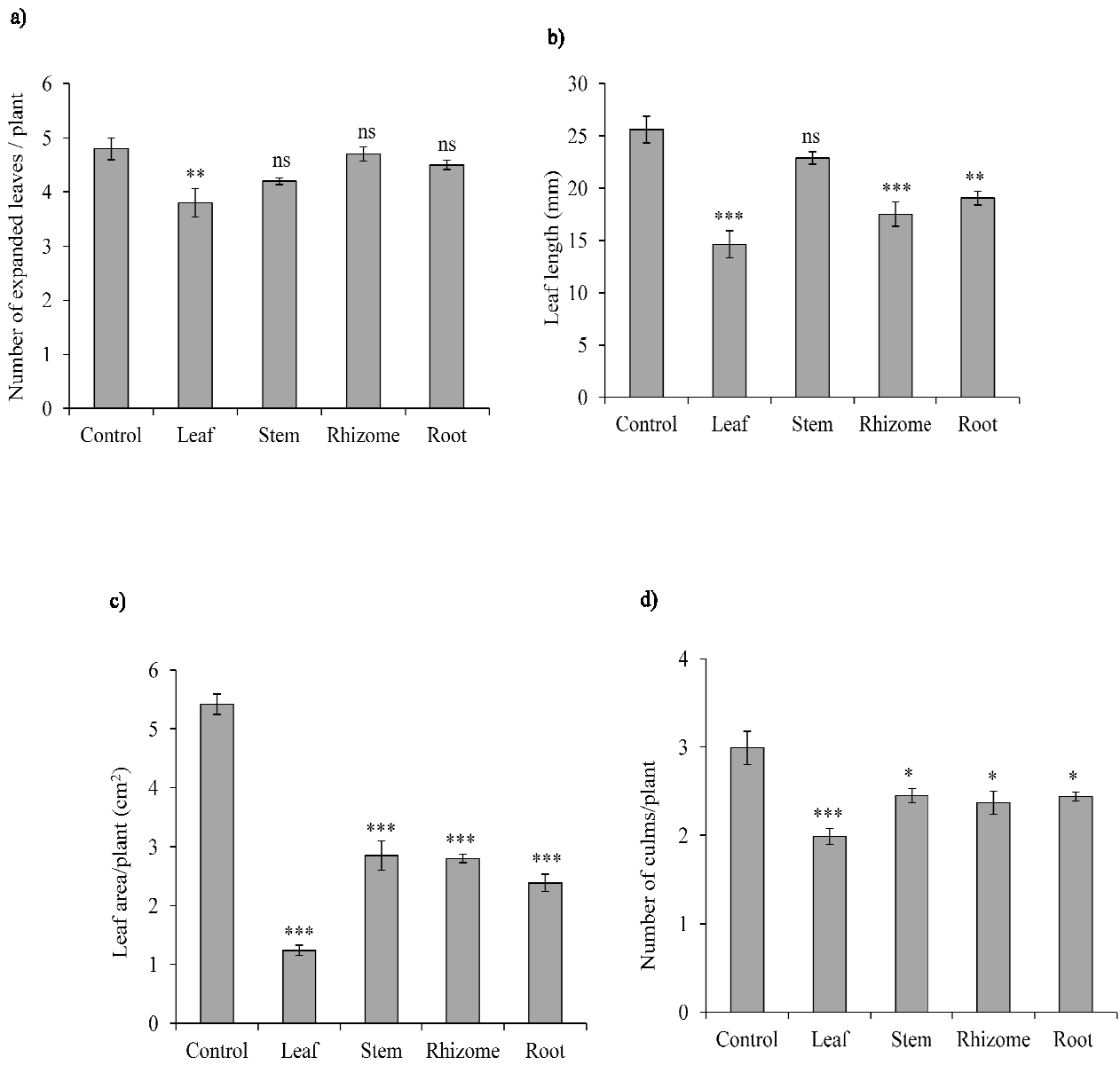


40  
41



42  
43  
44  
45  
46

**Fig. A7.** Effect of different concentrations of leaf and rhizome extracts on a) speed of germination, b) radicle fresh weight (mg) and c) radical length (mm) of lettuce seeds. Values are mean  $\pm$  standard error ( $n = 4$ ).



**Fig. A8.** Effect of *Phragmites* leachate on a) leaf area/plant, b) number of expanded leaves/plant, c) leaf length (mm) of *Rumex* and d) number of culms/plant of *Juncus* in soil system. Values are mean  $\pm$  standard error ( $n = 3$ ). \*\*\*, \*\*, \* and ns indicate significant difference from control at  $P \leq .001$ ,  $P \leq .01$ ,  $P \leq .05$  and non-significant after applying the Dunnett test.

58 **Table A1.** Effect of dry plant extracts of *Phragmites* on fresh radicle and hypocotyl weight (mg) of lettuce  
 59 and radish. Values are mean  $\pm$  standard error ( $n = 6$ ). <sup>\*\*\*</sup>, <sup>\*\*</sup> and <sup>ns</sup> indicate significant difference from  
 60 control at  $P \leq .001$ ,  $P \leq .01$  and non-significant respectively after applying the Dunnett test.

Treatment	Radicle		Hypocotyl		Radicle:Hypocotyl	
	Lettuce	Radish	Lettuce	Radish	Lettuce	Radish
Control	2.24 $\pm$ .07	29.56 $\pm$ 1.29	12.96 $\pm$ .12	95.31 $\pm$ 2.64	.17 $\pm$ .005	.31 $\pm$ .013
Leaf	1.05 $\pm$ .09 <sup>***</sup>	23.91 $\pm$ 2.14 <sup>ns</sup>	8.70 $\pm$ .86 <sup>***</sup>	111.08 $\pm$ 2.92 <sup>**</sup>	.12 $\pm$ .012 <sup>***</sup>	.22 $\pm$ .019 <sup>***</sup>
Stem	1.38 $\pm$ .05 <sup>***</sup>	23.94 $\pm$ 2.64 <sup>ns</sup>	15.09 $\pm$ .50 <sup>**</sup>	112.17 $\pm$ 2.73 <sup>**</sup>	.09 $\pm$ .004 <sup>***</sup>	.21 $\pm$ .020 <sup>***</sup>
Rhizome	.85 $\pm$ .05 <sup>***</sup>	7.68 $\pm$ .94 <sup>***</sup>	9.92 $\pm$ .80 <sup>**</sup>	66.39 $\pm$ 3.02 <sup>***</sup>	.09 $\pm$ .005 <sup>***</sup>	.12 $\pm$ .013 <sup>***</sup>
Root	1.95 $\pm$ .09 <sup>**</sup>	26.98 $\pm$ 1.50 <sup>ns</sup>	17.76 $\pm$ .36 <sup>***</sup>	115.82 $\pm$ 4.27 <sup>***</sup>	.11 $\pm$ .004 <sup>***</sup>	.23 $\pm$ .010 <sup>**</sup>