

10.1071/CH12116\_AC

©CSIRO 2012

Australian Journal of Chemistry 2012, 65(9), 1228-1237

## Supplementary Material

# Carbazole-Functionalized Poly(1-phenyl-1-alkyne)s: Synthesis, Light Emission and Fluorescent Photopatterning

*Jacky W. Y. Lam,<sup>A,B</sup> Anjun Qin,<sup>C</sup> Yuping Dong,<sup>D</sup> Jianzhao Liu,<sup>A,B</sup> Cathy K. W. Jim,<sup>A,B</sup>  
Yuning Hong,<sup>A,B</sup> Hoi Sing Kwok,<sup>E</sup> and Ben Zhong Tang<sup>A,B,C,F</sup>*

<sup>A</sup>Department of Chemistry, Institute for Advanced Study, State Key Laboratory of Molecular Neuroscience and Institute of Molecular Functional Materials, The Hong Kong University of Science & Technology (HKUST), Clear Water Bay, Kowloon, Hong Kong, China, <sup>B</sup>HKUST Fok Ying Tung Research Institute, Nansha, Guangzhou, China, <sup>C</sup>Department of Polymer Science & Engineering, Institute of Biomedical Macromolecules, Zhejiang University, Hangzhou 310027, China, <sup>D</sup>College of Materials Science & Engineering, Beijing Institute of Technology, Beijing 100081, China, <sup>E</sup>Center for Display Research, HKUST, Clear Water Bay, Kowloon, Hong Kong, China, <sup>F</sup>Corresponding author. Email: [tangbenz@ust.hk](mailto:tangbenz@ust.hk)

## Table of Contents

**Fig. S1.**  $^1\text{H}$  NMR spectrum of chloroform solution of **1(3)**.

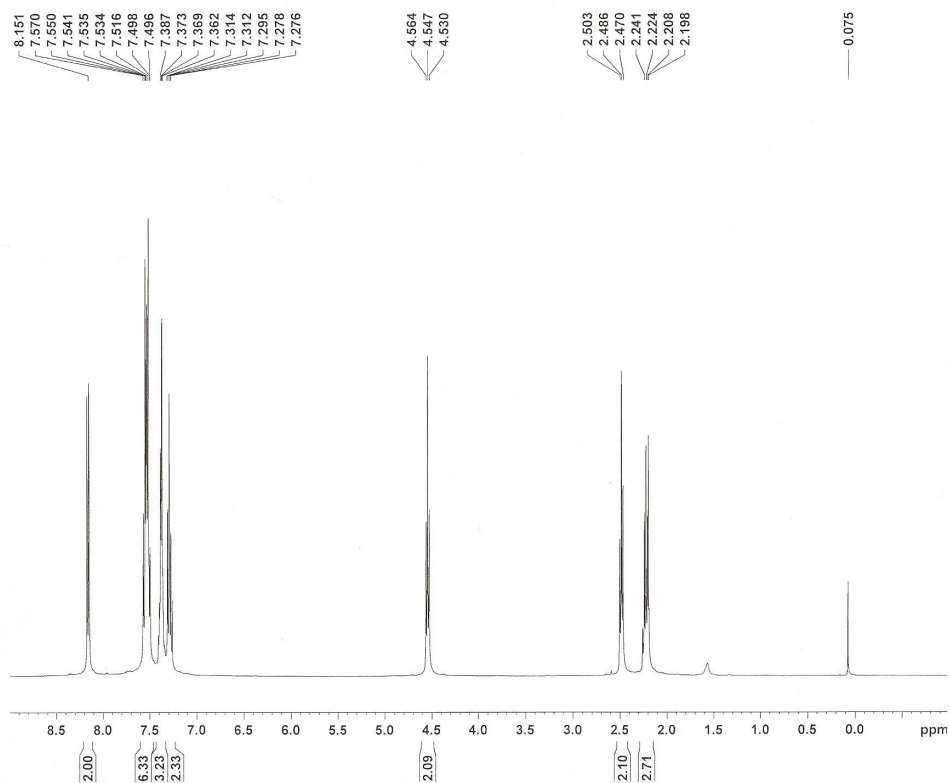
**Fig. S2.**  $^{13}\text{C}$  NMR spectrum of **1(3)** in chloroform-*d*.

**Fig. S3.**  $^1\text{H}$  NMR spectrum of chloroform solution of **1(4)**.

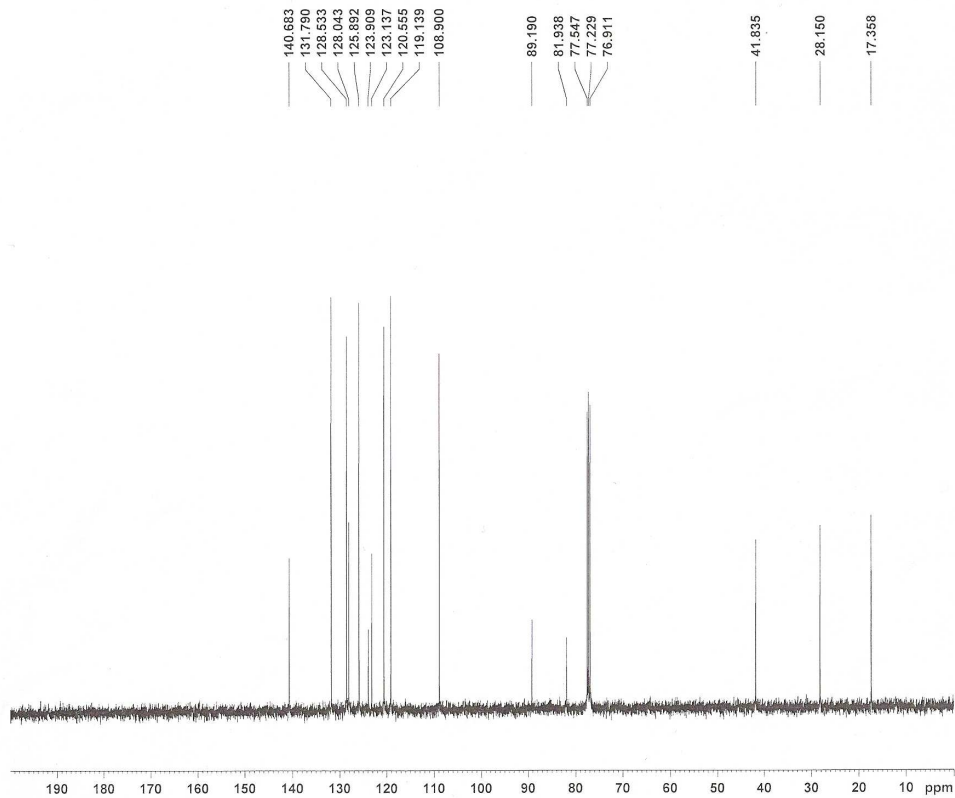
**Fig. S4.**  $^{13}\text{C}$  NMR spectrum of **1(4)** in chloroform-*d*.

**Fig. S5.**  $^1\text{H}$  NMR spectrum of chloroform solution of **1(9)**.

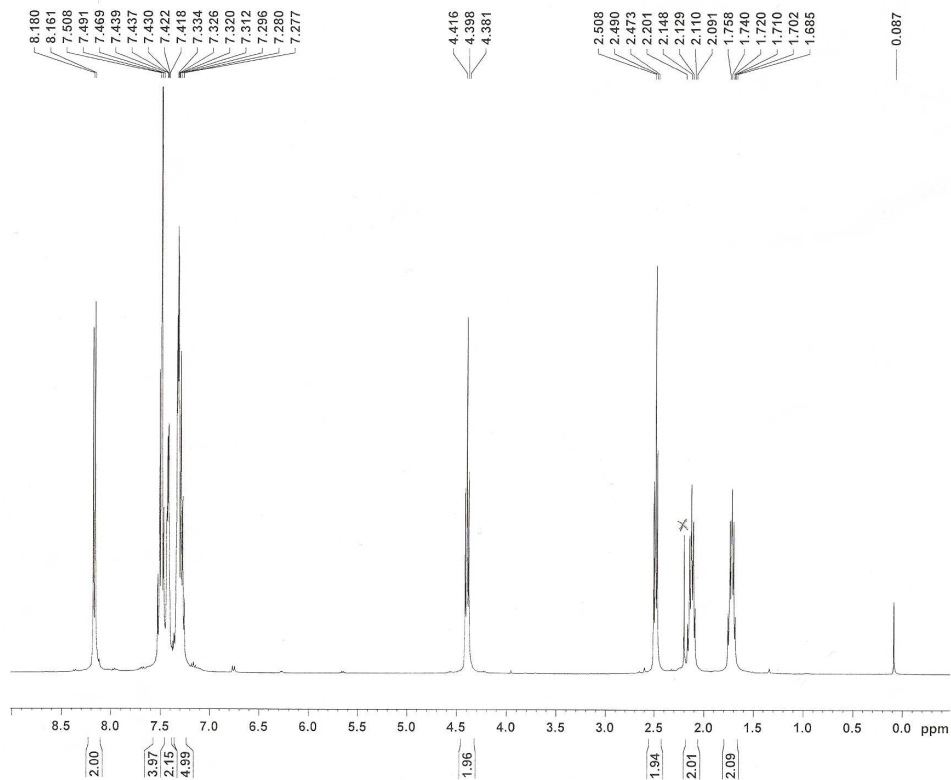
**Fig. S6.**  $^{13}\text{C}$  NMR spectrum of **1(9)** in chloroform-*d*.



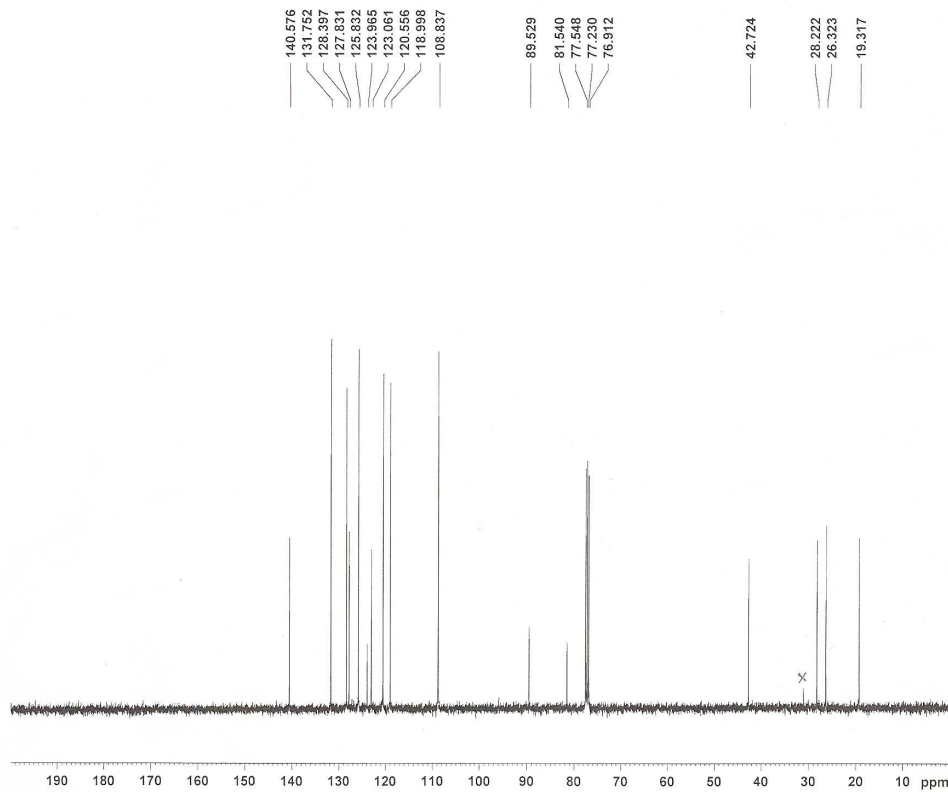
**Fig. S1.**  $^1\text{H}$  NMR spectrum of chloroform solution of **1(3)**.



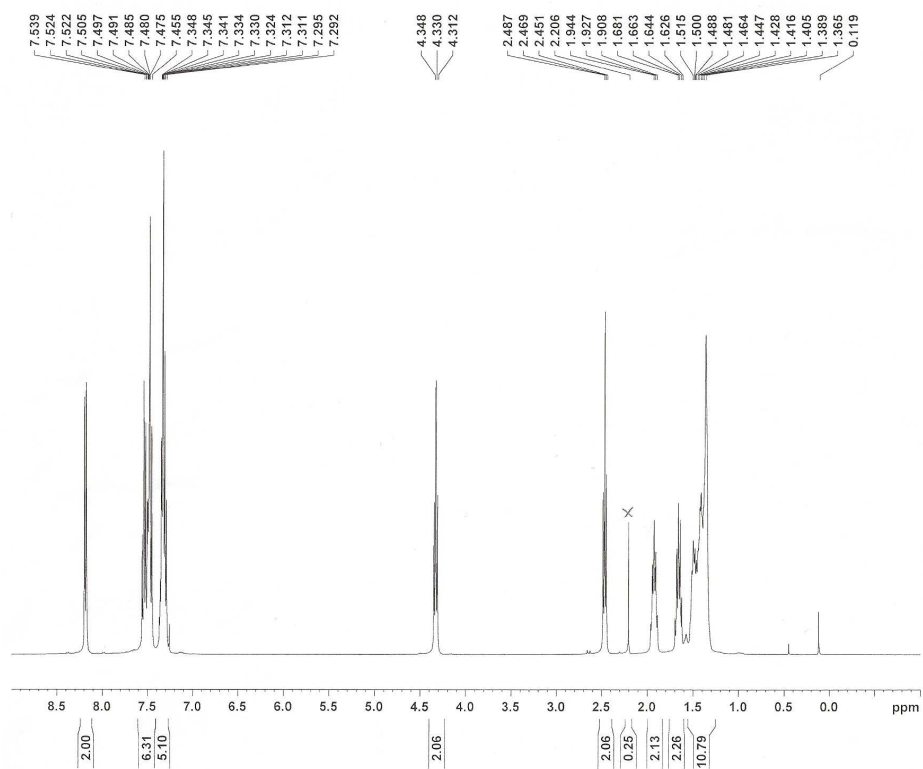
**Fig. S2.**  $^{13}\text{C}$  NMR spectrum of **1(3)** in chloroform-*d*.



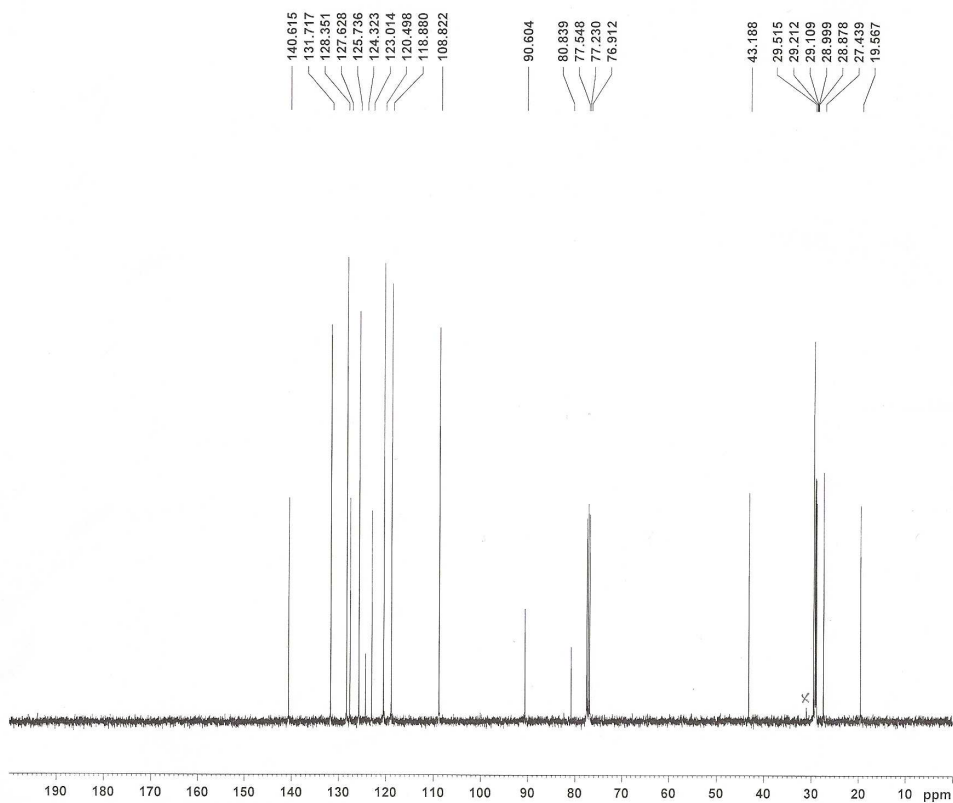
**Fig. S3.**  $^1\text{H}$  NMR spectrum of chloroform solution of **1(4)**.



**Fig. S4.**  $^{13}\text{C}$  NMR spectrum of **1(4)** in chloroform-*d*.



**Fig. S5.**  $^1\text{H}$  NMR spectrum of chloroform solution of **1(9)**.



**Fig. S6.**  $^{13}\text{C}$  NMR spectrum of **1(9)** in chloroform-*d*.