Australian Systematic Botany, 2017, **30**, 371–389
doi:10.1071/SB17032_AC ©CSIRO 2017

Supplementary material

Death cap mushrooms from southern Australia: additions to *Amanita* (Amanitaceae, Agaricales) section *Phalloideae* Clade IX

E. M. Davison[A,B,H], *D. Giustiniano*[C], *F. Busetti*[D,E], *G. M. Gates*[F] and *K. Syme*[G]

[A]Department of Environment and Agriculture, Curtin University, GPO Box U1987, Perth, WA 6845, Australia.

[B]Western Australian Herbarium, Department of Biodiversity, Conservation and Attractions, Locked Bag 104, Bentley Delivery Centre, WA 6983, Australia.

[C]CHIRI Biosciences, School of Biomedical Sciences, Curtin University, GPO Box U1987, Perth, WA 6845, Australia.

[D]Curtin Water Quality Research Centre, Curtin University, GPO Box U1987, Perth, WA 6845, Australia.

[E]Present address: School of Science, Edith Cowan University, Joondalup, WA 6027, Australia.

[F]School of Land and Food, University of Tasmania, Private Bag 54, Hobart, Tas. 7001, Australia.

[G]1874, South Coast Highway, Shadforth, WA 6333, Australia.

[H]Corresponding author. Email: e.davison@curtin.edu.au

Fig. S1. Dot plots of unique sequences of the internal transcribed-spacer (ITS) region from *Amanita djarilmari*, *A. gardneri* and *A. millsii*. (See next page.)

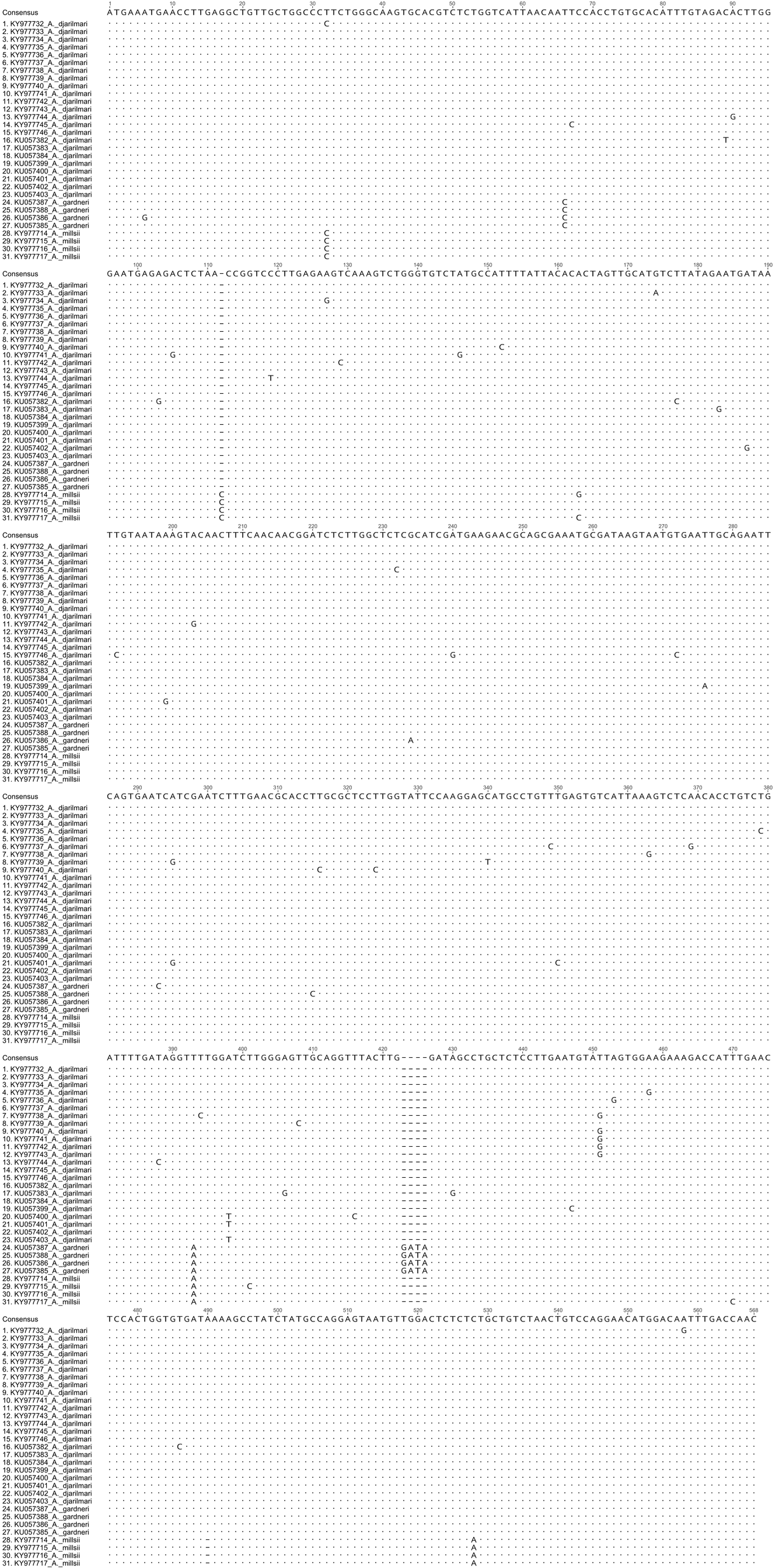
Consensus
ATGAAATGAACCTTGAGGCTGTTGCTGGCCCTTCTGGGCAAGTGCACGTCTCTGGTCATTAACAATTCCACCTGTGCACATTTGTAGACACTTGG
1. KY977732_A._djarilmari
2. KY977733_A._djarilmari
3. KY977734_A._djarilmari
4. KY977735_A._djarilmari
5. KY977736_A._djarilmari
6. KY977737_A._djarilmari
7. KY977738_A._djarilmari
8. KY977739_A._djarilmari
9. KY977740_A._djarilmari
10. KY977741_A._djarilmari
11. KY977742_A._djarilmari
12. KY977743_A._djarilmari
13. KY977744_A._djarilmari
14. KY977745_A._djarilmari
15. KY977746_A._djarilmari
16. KU057382_A._djarilmari
17. KU057383_A._djarilmari
18. KU057384_A._djarilmari
19. KU057399_A._djarilmari
20. KU057400_A._djarilmari
21. KU057401_A._djarilmari
22. KU057402_A._djarilmari
23. KU057403_A._djarilmari
24. KU057387_A._gardneri
25. KU057388_A._gardneri
26. KU057386_A._gardneri
27. KU057385_A._gardneri
28. KY977714_A._millsii
29. KY977715_A._millsii
30. KY977716_A._millsii
31. KY977717_A._millsii
Consensus
GAATGAGAGACTCTAA-CCGGTCCCTTGAGAAGTCAAAGTCTGGGTGTCTATGCCATTTTATTACACACTAGTTGCATGTCTTATAGAATGATAA
Consensus
TTGTAATAAAGTACAACTTTCAACAACGGATCTCTTGGCTCTCGCATCGATGAAGAACGCAGCGAAATGCGATAAGTAATGTGAATTGCAGAATT
Consensus
CAGTGAATCATCGAATCTTTGAACGCACCTTGCGCTCCTTGGTATTCCAAGGAGCATGCCTGTTTGAGTGTCATTAAAGTCTCAACACCTGTCTG
Consensus
ATTTTGATAGGTTTTGGATCTTGGGAGTTGCAGGTTTACTTG----GATAGCCTGCTCTCCTTGAATGTATTAGTGGAAGAAAGACCATTTGAAC
Consensus
TCCACTGGTGTGATAAAAGCCTATCTATGCCAGGAGTAATGTTGGACTCTCTCTGCTGTCTAACTGTCCAGGAACATGGACAATTTGACCAAC

Fig. S2. Dot plots of *ef1-α* sequences from *Amanita djarilmari*, *A. gardneri*, *A. millsii* and *A. eucalypti*. (See next page.)


Consensus
1. MF037234_A._djarilmari
2. MF000750_A._djarilmari
3. MF000752_A._gardneri
4. MF000759_A._millsii
5. MF000751_A._eucalypti
ATCATTGCTGGTGGTACCGGTGAATTTGAAGCCGGTATTTCCAAAGACGGTCAGACTCGCGAGCACGCCCTTCTCGCATTCACCCTRGGTGTCAGG
CAGCTCATCGTCGCCGTCAACAAGATGGACACTACCAAGGTTTGTTTCCGAGTCACGATATCAGGGGCGTAACAATACTAATCACCTATGAAGTGG
AGTGAGGATCGTTTCAATGAAATTGTCAAGGAAACGTCCACCTTTATCAAGAAAGTTGGATACAACCCCAAGGCCGTCGCATTCGTGCCCATCTCA
GGGTGGCACGGTGACAACATGTTGGAGGAATCTAGCAAGCGAGTCTTCCCTTACATTGAACATCTATTTATCGTCTGACCGCCGA-TGTAGTATGC
CTTGGTACAAAGGCTGGACTAGGGAGACGAAGGCCGGTGCTGTCAAGGGCAAGACCTTACTCGATGCCATTGATGCCATCGAGCCACCCGTTCGTC

Fig. S3. Dot plots of *rpb2*sequences from *Amanita djarilmari*, *A. gardneri*, *A. millsii* and *A. eucalypti.* (See next page.)


Consensus
AACCTTGCATTAATGGCTTGTATATCTGTTGGTTCCTATTCAGCTCCAGTAATCGAGTTTTTGGAAGAGTGGGGCTTGGAATCACTTGAAGAAA
1. MF000754_A._djarilmari
2. MF000755_A._djarilmari
3. MF000756_A._gardneri
4. MF000753_A._millsii
5. MF000757_A._eucalypti
6. MF000758_A._eucalypti
Consensus
ACGCACATTCAGCTGTACCGTGCACTAAAGTCTTTGTAAATGGTGTCTGGATGGGCGTCCATCGAGATCCAGCTAACTTGGTCAAAACTATCAA
1. MF000754_A._djarilmari
2. MF000755_A._djarilmari
3. MF000756_A._gardneri
4. MF000753_A._millsii
5. MF000757_A._eucalypti
6. MF000758_A._eucalypti
Consensus
GAAGCTTCGGAGAAAAGACGACATYAGTCCAGAGGTATCRGTTGTTCGTGATATTCGAGAAAGGGAACTACGGCTGTATACGGATGCTGGCCGA
1. MF000754_A._djarilmari
2. MF000755_A._djarilmari
3. MF000756_A._gardneri
4. MF000753_A._millsii
5. MF000757_A._eucalypti
6. MF000758_A._eucalypti
Consensus
GTGTGTCGTCCATTGTTCATTGTCGAAAATCAACAGCTCGCGCTCCAGAAGAAGCAYGTGCGATGGCTAAACAATGGTTCCAACGACGATGGCG
1. MF000754_A._djarilmari
2. MF000755_A._djarilmari
3. MF000756_A._gardneri
4. MF000753_A._millsii
5. MF000757_A._eucalypti
6. MF000758_A._eucalypti
Consensus
ATGAATTYAAGTGGGAGCATCTAGTGAAAGGCGGTGTTGTGGAGTTACTTGAYGCGGAGGAAGAAGAGACCGTGATGATATCTATGACACCCGA
1. MF000754_A._djarilmari
2. MF000755_A._djarilmari
3. MF000756_A._gardneri
4. MF000753_A._millsii
5. MF000757_A._eucalypti
6. MF000758_A._eucalypti
Consensus
AGACCTGGAAAATTCACGTCTACAGCAGAGTGGCGTCGACCCCAATACGAATGACGGCGAATTTGATCCAGCCGCGCGGTTGAAGGCTGGTATT
1. MF000754_A._djarilmari
2. MF000755_A._djarilmari
3. MF000756_A._gardneri
4. MF000753_A._millsii
5. MF000757_A._eucalypti
6. MF000758_A._eucalypti
Consensus
AGTGCGCATACCTGGACGCACTGCGAAATTCACCCAAGCATGATCCTTGGTATCTGTGCTAGTATTATTCCGTTTCCCGATCATAATCAR
1. MF000754_A._djarilmari
2. MF000755_A._djarilmari
3. MF000756_A._gardneri
4. MF000753_A._millsii
5. MF000757_A._eucalypti
6. MF000758_A._eucalypti

Fig. S4. Dot plots of β-tubulin sequences from *Amanita djarilmari*, *A. gardneri*, *A. millsii* and *A. eucalypti*. (See next page.)


Consensus GATAGCCGCA-TTTTTTGCACACACGTGTTGAACGCGTCGCATTGTTTGCATCTGATTGACAAACATTCTAATTCTGGATTTGCAGACTACACGGAAGGTGCCGAGC
1. MF000742_A._djarilmari
2. MF000743_A._djarilmari
3. MF000744_A._djarilmari
4. MF000748_A._gardneri
5. MF000760_A._millsii
6. MF000745_A._eucalypti
7. MF000746_A._eucalypti
8. MF000747_A._eucalypti
9. MF000749_A._marmorata
Consensus TCGTGGATGCCGTCCTTGATGTTGTGCGGAAGGAGGCCGAAGGGACCGACTGTCTTCAAGGTTTCCAGATCACTCACTCTTTGGGGGGGTGGTACCGGTGCTGGAATG
Consensus GGTACCCTCCTGATTTCAAAAATCCGCGAGGAATACCCCGATCGGATGATGTGCACTTACTCCGTTGTTCCCAGTCCCAAAGTATCAGATACGGTTGTCGAGGTTCG