

SUPPLEMENTARY MATERIAL

Barrierless Reactions of Three Benzonitrile Radical Cations with Ethylene

Oisín J. Shiels,^A P. D. Kelly,^A Stephen J. Blanksby,^B Gabriel da Silva,^C
and Adam J. Trevitt^{A,D}

^AMolecular Horizons and School of Chemistry and Molecular Bioscience, University of Wollongong, Wollongong, NSW 2522, Australia.

^BCentral Analytical Research Facility, Institute for Future Environments, Queensland University of Technology, Brisbane, Qld 4001, Australia.

^CDepartment of Chemical Engineering, The University of Melbourne, Melbourne, Vic. 3010, Australia.

^DCorresponding author. Email: adamt@uow.edu.au

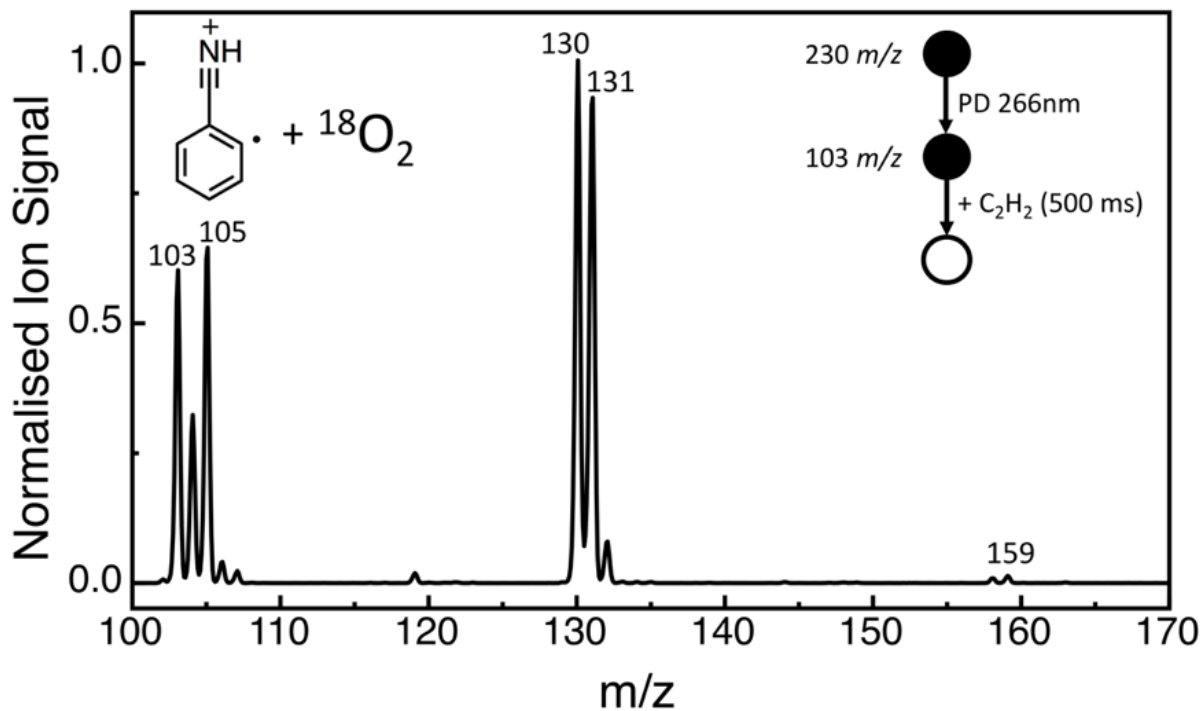


Fig. S1: Product mass spectrum for the reaction of 2DBz + ethylene in the presence of $^{18}\text{O}_2$, averaged from 500 individual mass spectra. The additional product mass channel at m/z 105 suggests the formation of a dehydrobenzaldehyde radical cation through an oxygen addition mechanism *via* the loss of $\text{H}_2\text{N}^{18}\text{O}$. The same reaction with ambient oxygen will instead lead to the formation of signal at m/z 103, which is the same m/z value as the dehydrobenzimidazole radical cation. The regeneration of signal at m/z 103 will produce the biexponential kinetics seen for the reaction of ethylene + dehydrobenzimidazole. Similarly, a minor product peak is also observed at m/z 106, possibly indicating m/z 104 corresponds to an oxygen addition product.

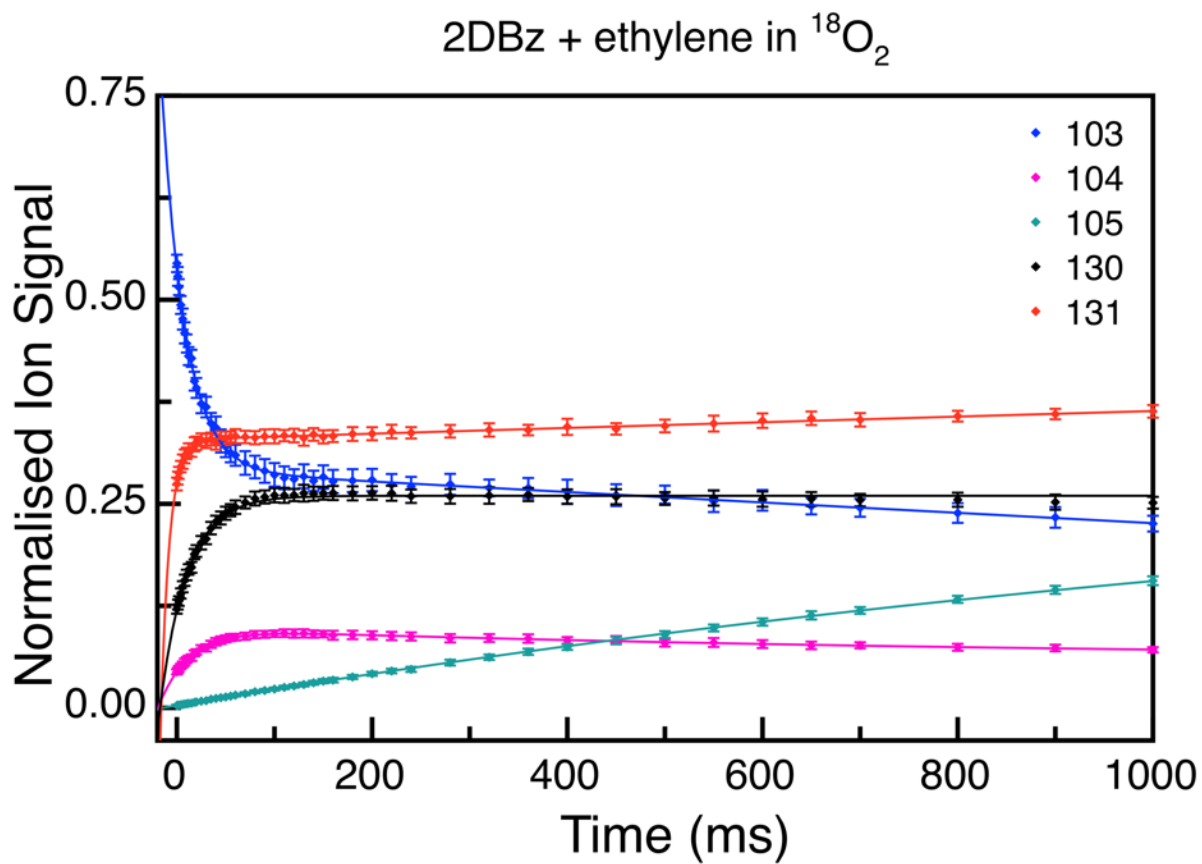


Fig. S2: Kinetic profiles for the reaction of 2DBz + ethylene in the presence of $^{18}\text{O}_2$. Error bars represent 2σ . The growth of m/z 105 matches well with the slower decay of m/z 103, supporting the assignment of oxygen-mediated regeneration of signal at m/z 103.

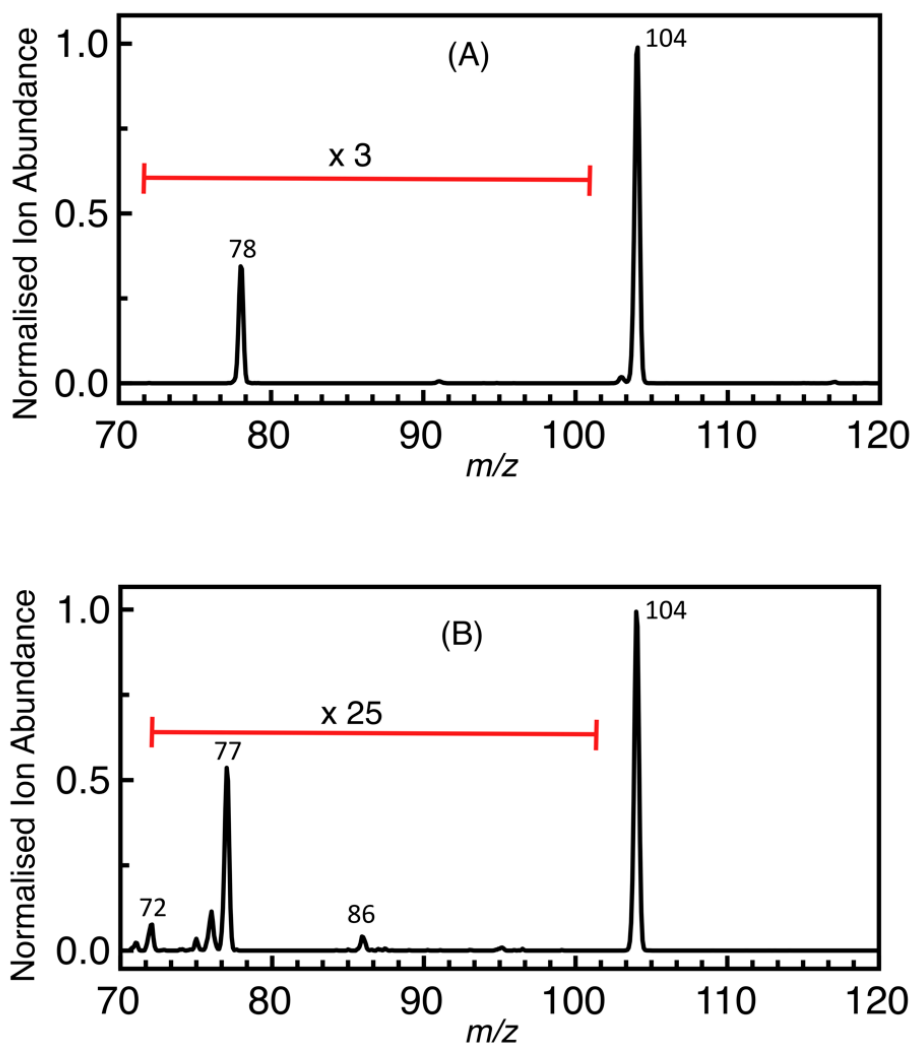


Fig. S3: CID mass spectra for the product ion at m/z 104 (A) and benzonitrileH⁺ (B). Each mass spectrum is an average of 1000 individual mass spectra. m/z 104 was generated during reactions of 2DBz + ethylene and isolated after 500 ms of reaction. CID of the m/z 104 product leads to a loss of 26 Da, producing m/z 78, while CID of benzonitrileH⁺ produces several new product signals at m/z 72, m/z 76, m/z 77 and m/z 86. The distinct difference between these two CID mass spectra support the assignment that the majority of 104 is not produced via H-atom abstraction of the dehydrobenzotrilium radical cation, which would lead to the formation of benzonitrileH⁺.