



# The use of industrial hemp (*Cannabis sativa*) on farm animal's productivity, health and reproductive performance: a review

H. T. H. Muedi<sup>A</sup>, T. C. Kujoana<sup>B</sup> , K. Shai<sup>B</sup>, M. Mabelebele<sup>B</sup> and N. A. Sebola<sup>B,\*</sup> 

For full list of author affiliations and declarations see end of paper

**\*Correspondence to:**

N. A. Sebola  
Department of Agriculture and Animal Health, College of Agriculture and Environmental Sciences, University of South Africa, Florida 1710, South Africa  
Email: [sebolan@unisa.ac.za](mailto:sebolan@unisa.ac.za)

**Handling Editor:**

Alan Tilbrook

**Received:** 9 August 2023

**Accepted:** 13 December 2023

**Published:** 12 January 2024

**Cite this:**

Muedi HTH et al. (2024)  
*Animal Production Science* **64**, AN23268.  
doi: [10.1071/AN23268](https://doi.org/10.1071/AN23268)

© 2024 The Author(s) (or their employer(s)). Published by CSIRO Publishing.  
This is an open access article distributed under the Creative Commons Attribution-NonCommercial-NoDerivatives 4.0 International License ([CC BY-NC-ND](https://creativecommons.org/licenses/by-nc-nd/4.0/)).

OPEN ACCESS

## ABSTRACT

Global food insecurity is mostly the result of human-animal competition for food, as well as recent population growth, erratic weather patterns and environmental shocks. Therefore, maximising the production of animal proteins can reduce the competition between demand and consumption. Hence, the current review aimed at outlining the use of hemp on the production, health and reproductive performances of farm animals. The data used in this review were accessed using Google Scholar, Science Direct, ResearchGate and the directory of open-access journals. It was found that industrial hemp, particularly its derivatives such as hemp-seed meal and oil, has gained attention for its potential benefits in animal nutrition and health. The impact of hemp on farm animals, their productivity, health and reproductive performance, is an area of ongoing research. Our findings on the assessment of the nutritional benefits of hemp to livestock have shown hemp to be a great nutritional source to livestock because, hemp-seed cake, a byproduct of hemp oil extraction, is rich in essential and non-essential amino acids, fibre, and healthy fats, including omega-3 and omega-6 fatty acids. When incorporated into animal feed, it can contribute to a balanced diet, potentially improving overall health and productivity. Furthermore, the health benefits may be due to the fatty acid profile in hemp that is known to have positive effects on animal reproduction (optimal fertility and gestation) and health, including anti-inflammatory properties, which could benefit conditions related to inflammation. Additionally, hemp contains compounds such as cannabinoids and terpenes that might offer therapeutic effects, although the effects of these compounds in animals are still being studied. In conclusion, there is limited direct research on hemp's effect on reproductive performance in farm animals. Hence, more research is necessitated.

**Keywords:** animal nutrition, animal reproduction, cannabinoids, health benefits, hempseed meal, industrial hemp, nutritional benefits, reproductive performance.

## Introduction

Animal production is of great importance due to its provision of complete proteins to meet the increasing demand of an on-growing global population (World Health Organization (WHO) 2003; Henchion et al. 2017). Maximal animal production requires proper animal nutrition, health and reproduction, which can be met through proper animal feeding of high-quality feed (Wu 2014; Zhang et al. 2021). More research has recently focused on the exploration of plant materials and by-products known for their vast nutritional traits as possible feed supplements because feed companies face a shortage of primary proteins and energy ingredients and also synthetic metabolites due to a variety of factors such as high ingredient costs and climate change (Alhotan 2021). The *Cannabis sativa* L. plant (industrial hemp) is widely available and known for its ability to withstand harsh climatic conditions and has lately been found and reintroduced into the agricultural grounds (Ahmad et al. 2016). The hemp plant is reportedly high in natural primary and secondary metabolites through its varied parts such as seed, leaf, stem, roots and flowers (Galasso et al. 2016), which can be used to enhance feed quality and,

alternatively, be used for its pharmacological purposes so as to improve animal productivity, health and reproduction performances (Russo *et al.* 2008; Rodriguez-Leyva and Pierce 2010; Andre *et al.* 2016). Phytochemicals, amino acids, phenolic acids, fatty acids, lignans, terpenoids and protein hydrolysates produced from hemp can combat the effects of oxidative stress in a way that improves animal health and reproduction (Girgih *et al.* 2014; Teh *et al.* 2014). Furthermore, the hemp plant produces oil through its seed, which is high in polyunsaturated fatty acids that are very important in animal nutrition due to the probable transfer of linoleic fatty acids from feed to food (Berquin *et al.* 2008; Rossi *et al.* 2010; Duan *et al.* 2014). Also, hempseed oil is a major source of fat-soluble vitamins and concentrated energy twice the quantity of carbohydrates and proteins (Hdrová *et al.* 2021). It is then used for household consumption and slightly as a supplement in animal feed to reduce feed powderiness and enhance the absorption of vitamins as well as feed acceptability to improve energy requirements (Alagawany *et al.* 2019). However, some studies have shown negative impacts of hemp on animals' reproductive performance due to the presence of a cannabinoid called delta-9 tetrahydrocannabinol, which is categorised as an antinutrient concentrated mainly in leaves (Whan *et al.* 2006; Fonseca and Rebelo 2022), although leaves are the primary source of polyphenols, antioxidants and dietary minerals. As a result, continuous cultivation of crops such as hemp for its seed and leaf production should be maintained globally, because seeds are the primary source of proteins, B vitamins, fibre and dietary fat for animal feeding (Kleinhenz *et al.* 2020), so as to aid in improving animal production, health and reproductive performances (Kala *et al.* 2006). This will help reach the maximum production of animal proteins to meet the current high global demand. Therefore, the objectives of this review are to (1) provide an overview of description, historical production and potential uses of hemp, (2) summarise nutritional and chemical characteristics of hemp, (3) describe the effects of hemp supplementation on the growth, reproduction and health of farm animals, and (4) discuss potential applications for hemp use in the medical and feed industries.

## Methods

### Literature search strategy

A literature search was conducted to identify peer-reviewed and published papers, starting from the year 1991 to 2023, on the basis of the nutritional capacity, and medicinal benefits of industrial hemp and its probable use in farm animals to enhance productivity and reproduction performances. Published articles were accessed using Google Scholar, Science Direct, ResearchGate and the directory of open-access journals. The keywords used in the search process included

'industrial hemp, farm animals, hemp seeds, hemp leaves, hemp stem, hemp flowers, medicinal benefits, nutritional value, animal performance, animal health and animal reproduction'. In addition, citations included in articles were used to find other relevant articles or documents.

### Selection and sorting criteria (inclusion and exclusion)

Searched articles were evaluated and sorted according to the following criteria: (1) year of publication; (2) the document being published in a peer-reviewed journal or book; (3) the subject matching our focal point; and (4) the article or part thereof being about medicinal properties of industrial hemp. The use of these search criteria generated 18 600 relevant articles. Furthermore, full versions of these articles were read, evaluated and sorted using the inclusion and exclusion criteria. Non-English written and published studies, those studies that did not address the effects of hemp-based meal on animal productivity and reproduction and studies on human-based research were excluded. The included articles met the following requirements: (1) the use of hemp in animal feed, (2) the health benefits of hemp, (3) the nutritional composition of hemp, (4) the effect of hemp on animal reproduction performance and (5) the effect of hemp on growth and meat quality. Only 154 articles met the selection criteria.

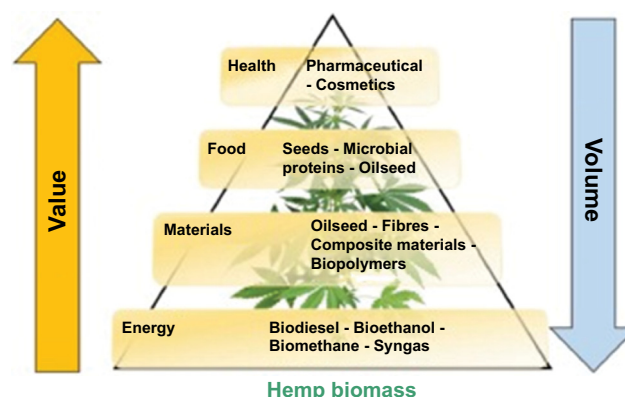
### History of industrial hemp production

Industrial hemp (*C. sativa*) has been grown and used for many years in Europe, Asia, and North America (Rupasinghe *et al.* 2020). According to Rosenthal (1994), it is thought that the hemp plant was first cultivated and used in modern Asia and subsequently spread from there throughout the Middle Ages and into the end of the Age of Sail and, therefore, it was a vital crop in many European nations (Carus and Sarmiento 2016). Furthermore, when hemp began to spread across continents over time, Miller (1991) demonstrated that this plant was first imported to North America in 1606. Following World War Two, the production and cultivation of industrial hemp plants became unstoppable, virtually disappearing from Western European countries challenged by the production of industrial fabrics and cotton, metallic material for navigation ropes, and Manila and Jute for packaging during long maritime trips (Giupponi *et al.* 2020). Therefore, hemp farming was then fully restored in the early 1990s and for a long time it was a crop produced on ~10 000–15 000 ha of land (Carus *et al.* 2013). Then the cultivation reached about 40 000 ha in 2018, reaching the greatest record levels in Europe (Ciupan *et al.* 2018). In contrast, the Canadian Opium and Narcotics Act restricted and labelled hemp cultivation as illegal, while the United States Marijuana Tax Act of 1938 placed cultivation under the control of the United States Treasury Department, requiring

specific documentation to grow hemp (Cherney and Small 2016). As a result, to be legally considered hemp, the plant needed to contain less psychoactive ingredient delta-9-tetrahydrocannabinol (approximately 0.2% or 0.3%) by dry weight and, therefore, became largely planted for fibre-seed production, thus limiting its use as an oil source (Small 2015). Hemp has a unique character and the capacity to adapt to varied climatic variations, resulting in increased yields (Finnan and Styles 2013; Amaducci *et al.* 2015). This plant is naturally dioecious, which is wind-pollinated, with male plants dying after producing millions of pollen grains (Faux *et al.* 2013). In temperate regions, the hemp plant is farmed as a source of bast fibre, the same as plants such as flax, kenaf, roselle and jute (Manaia *et al.* 2019). *C. sativa* and *C. indica* appear to be closely related since they have characteristics such as having palm-split leaves and producing flowers of different sexes (Kuddus *et al.* 2013). A mature hemp plant seldom produces only few branches with wide, fat, bladed leaves such as those of *C. indica* (Andre *et al.* 2010). However, current research focuses on the effects of hemp on the medical industry and oil production rather than its cultivation. As a result of its legalisation in many states, further studies are urged to report on its present production and distribution status.

### The potential uses of industrial hemp fibre and seeds

The *C. sativa* plant belonging to the Cannabaceae family was previously harvested at an early growth stage primarily for its fibre. Therefore, with time, hemp became cultivated for agricultural production purposes with the inclusion of its fibre then seeds and its by-products including oil, seed cake and hurds. Therefore, this plant has been identified through its lower concentrations of tetrahydrocannabinol, which are normally less than 1% (Johnson 2013). It is, therefore, a common psychoactive herb that is used both recreationally and medicinally. Furthermore, this plant has been used (Fig. 1) for its fibres to make textile rope, clothing, shoes, food, paper, bioplastic, insulation and biofuel since ancient times before it was appreciated for pharmacological uses (Dariš *et al.* 2019; Rupasinghe *et al.* 2020). Because of the rising use of this plant, several governments around the world banned it, including its by-products, in 1973, resulting in a reduction in economic performance (Aryal and Adhikari 2019). However, the legalisation of hemp began slowly in a few countries for research and significant medical capacity (Kalant 2001). As a result, the plant gained popularity and was further legalised in many countries. Also, it was then employed as a source of fibre, protein and other essential nutrients through its seed in animal nutrition, particularly broilers (Pirie 1987), although animals such as dairy cows, laying hens and sheep did not perform well in some areas that include reproductive performances. Through the production of fibre, oil and pharmaceuticals, hemp has the



**Fig. 1.** Breakdown of the use of hemp. Source: Moscarello *et al.* (2021).

potential to create a sizeable market. These plant fibres have an outer ring of long phloem fibres and an interior ring of small xylem fibres (Fike 2016). The potential and production of the hemp plant as animal feed have received less attention due to the significant focus that many scientific studies have placed on the toxicity of hemp on human health and reproductive functions.

### Hemp leaves and flowers

Previously, hemp leaves (Fig. 2a) and flowers (Fig. 2b) were considered waste; nevertheless, they were later consumed in the form of beer and smoked for recreational purposes and to enhance appetite (Shrestha 1992), and further used for medicinal and spiritual purposes due to the cannabinoid chemicals they contain (Bhatia *et al.* 2014). Moreover, the literature continued to show that an Italian company (CANNPA) then cultivated hemp for the commercial purpose of its leaves; however, the chemical composition of hemp leaves and flowers was reported to be useless and should be removed, hence supporting the valorisation of locally produced plants and their use as pharmaceuticals and cosmetic treatments (De Vita *et al.* 2022). Furthermore, the dried hemp leaves and petals were used in culinary preparations such as herbal tea, whereby this tea was typically consumed for calming nerves, much like any other herbal tea and, hence, added flavour (Torres 1983). The leaves can be further processed into juice, making them a rich source of full plant protein, omega-3 and omega-6 fatty acids, fibre and minerals with medical value. As a result, evidence suggests that hemp as a complete protein source can enhance kidney health and be beneficial to those with chronic renal illnesses (Giugliano *et al.* 2006; Iftikhar *et al.* 2021). Furthermore, the antioxidant chemicals found in the leaves of this plant are well known to be used for their anti-ageing properties as well as their capacity to protect against the development of many diseases (Rehman *et al.* 2021). However, there has been little or no research on the utilisation of hemp leaves and flowers in






**Fig. 2.** Hemp (a) leaves and (b) flowers. Sources: Omare *et al.* (2021); Malabadi *et al.* (2023).

enhancing the production of farm animals. As a result, more research into the use of hemp leaf-meal on the enhancement of farm animal production performance is required to determine whether the leaves can be of great benefit to the animals or not as they are reported to be less utilised.

### Hemp seed and oil

Hemp is widely grown to produce seeds (Fig. 3a), which are then utilised partly as human food and animal feed, and mainly for the extraction of oil (Fig. 3b) which, like any other oilseed, is economically significant (Mirpoor *et al.* 2021; Nevara *et al.* 2023). Throughout the history of hemp-seed production, it has been recorded as a source of food ingested raw, cooked, and roasted, and this seed can be further processed into a slurry and used for baking and beverages such as hemp milk and tisanes (medicinal drink) (Kynes 2016). Cherney and Small (2016) discussed this seed as one of the main grains of ancient China used as human food and animal feed for more than 3000 years. Furthermore, in harvesting periods, hemp seeds are picked as soon as they begin to break off the indeterminate inflorescence, at which point over 70% of the seeds are ripe (Elias *et al.* 2020). Furthermore, they produce more oil than any other fibre

crop and have a specific fatty acid profile (Xu *et al.* 2021). Because of their great nutritional content, hemp seeds can be eaten raw or crushed into hemp oil, which is to be used for human and animal consumption (Aluko 2017). The extracted oil is normally used for flavouring and as a fragrance additive (Bertoli *et al.* 2010). The oil turns out to be a great source of fat-soluble provitamin A and vitamin E where the provitamin A can simply be converted into vitamin A in an animal and human body. They contribute positively to animal and human growth, meat and milk production, metabolism and development. This was seen in study by Štastník *et al.* (2019) and Skřivan *et al.* (2020) where there was an improved meat quality and bone morphology in broilers, while Neijat *et al.* (2014) showed the reduction of liver damage in bovan white. In addition, this vitamin further provides body energy and the formation of body cells (McDowell 2012). As a provitamin A,  $\beta$ -carotene acts as an antioxidant and protects hemp oil from oxidation. Furthermore, this form of vitamin can be utilised as a feed supplement to improve sperm quality by shielding the sperm cell from oxidative stress caused by an imbalance of reactive oxygen species. By scavenging free radicals, it can also help reduce disease outbreaks (Callaway 2004).



**Fig. 3.** Hemp (a) seeds and (b) oil. Sources: Chatterjee and Gandhi (2022); Bjarnadottir (2018).


However, because there are not enough studies on the use of hemp seed and oil as supplemental ingredients in animal diets, especially on their effects on the reproductive performance, there is a strong need for researchers to delve deeper into the use of these plant's seed and oil supplements, which are high in proteins, fatty acids, amino acids, minerals, and medicinal properties on the overall animal health and production. This will be useful in meeting some of the objectives of the sustainable development goals (SDGs) of 2050.

### Hemp stem

The *C. sativa* plant was previously grown for its stems (Fig. 4a), which were then processed into rope and yarn. The inner layer of the stem was commonly used to produce fuel, building materials and animal bedding, while the outer layer of the bast fibres is stripped off and processed into various by-products such as rope, paper and mat (Visković *et al.* 2023). Furthermore, the stem contains significant amounts of cellulose and low concentrations of lignin through its barks, which also contain a variable proportion of lower-value secondary bast fibre that is more important as a raw material for paper than is the core (Kozłowski *et al.* 2005). Hemp fibres (Figs 4b) can also be utilised to strengthen enlarged bio-based polymers (e.g. starch-based) in the food-packaging sector (Amaducci *et al.* 2015). Cannabis stems offer practically all the needed nutrients to the animal body, including carbohydrates, water, minerals, and trace amounts of calcium, sodium, and potassium (Farinon *et al.* 2020). However, the use of hemp stem-based meals has not been reported yet; this might be because stems are poor in protein and high in fibre and lignin, and also, due to their hardness, they require processing before consumption. As a result, researchers are urged to experiment more with hemp stem-based diets in animal production to utilise the above-mentioned compounds in animal feeds.

### Nutritional and medicinal properties of the hemp plant

Through its seeds, leaves, roots and flowers, hemp is abundant with nutritional and medicinal properties (Adesina *et al.* 2020). The hemp plant contains a variety of essential nutrients, which include dietary crude proteins, lipids, crude fibre, vitamins and minerals. As a result, House *et al.* (2010) showed whole hempseed to have about  $24.0 \pm 2.1\%$  crude protein,  $30.4 \pm 2.7\%$  crude fat,  $32.1 \pm 2.5\%$  dietary fibre,  $4.8 \pm 0.7\%$  ash and  $94.1 \pm 2.0\%$  dry matter. Furthermore, Leonard *et al.* (2020) also presented the nutritional composition of the whole hemp seed, which contained approximately 35.5% crude oil, 30% crude protein, 25% carbohydrate, 27.6% crude fibre, and 5.6% ash, whereas Vonapartis *et al.* (2015) presented the seed chemical composition of various industrial hemp cultivars, with Finola having the highest compositions, including 93.72% dry matter, 280 g/kg crude protein, 306 g/kg oil, 58 g/kg ash and 332 g/kg neutral detergent fibre. The seed protein composition contains high concentrations of arginine and glutamic acid as well as sulfur-containing amino acids (Callaway 2004). However, when processed into a seed cake, it contains the highest crude protein content of 40.7% and crude fibre of 30.5% (House *et al.* 2010). Furthermore, various species of hemp seed tend to be rich in minerals such as calcium (144–955 mg), magnesium (237–694 mg), potassium (463–2821), iron (1133–2400), manganese (63–110 mg) and zinc (42–94 mg) (Mihoc *et al.* 2012). Among medicinal plants, hemp is high in bioactive compounds that have been used significantly for health and consumption purposes. It constitutes phytochemicals, cannabinoids,  $\Delta^9$ tetrahydrocannabinol terpenoids, flavonoids (cannflavin and kaempferol), terpenes (limonene and  $\alpha$ -pinene), phytocannabinoids (tetrahydrocannabinolic acid, cannabidiolic acid, cannabichromenic acid and cannabigerolic acid), polyphenols (caffeic acid, quercetin and luteolin) and steroids, making it a complex herbal medicine (Pollastro *et al.* 2018).



**Fig. 4.** Hemp (a) stems and (b) fibres. Source: Crônier *et al.* (2005).

Approximately 80% of hemp-seed oil is composed of nutrients, making it a potentially valuable animal feed ingredient; therefore, the oil is abundant with polyunsaturated fatty acids between 75% and 80%, including 17–19% linoleic acid (LA, C18:2 *n*-6) and about 60%  $\alpha$ -linolenic acid (ALA,

C18:3 *n*-3) (Parker et al. 2003; Mierliță 2018). Also, hemp hulls, dehulled seeds and whole hemp seeds and their by-products such as seed cake are great constituents of essential amino acids (Callaway 2004). Tables 1, 2, 3, and 4 present phenolic compounds of different parts of the hemp plant,

**Table 1.** Phenolic compounds of different parts of hemp plant.

| Hemp-plant part | Composition |                          |              |              |                | References  |
|-----------------|-------------|--------------------------|--------------|--------------|----------------|---|
|                 | TPC (mg/g)  | N-trans caffeoyltyramine | Cannflavin A | Cannflavin B | TFC            |   |
| Leaves          | 0.89        | ND                       | 0.28 mg/g    | 0.11 mg/g    | 2.54 mg/100 mg | Flores-Sanchez and Verpoorte (2008); Allegrone et al. (2017)        |
| Defatted seeds  | 7.8         | 0.8 mg/g                 | 1.6 mg/g     | ND           | ND             | Irakli et al. (2019)  |
| Inflorescences  | 125.12      | 36.1 mg/kg               | 72.9 mg/kg   | 98.8 mg/kg   | 6.3 mg/g       | Ferrante et al. (2019); Izzo et al. (2020); Palmieri et al. (2020)  |
| Seeds           | 72.7        | ND                       | ND           | ND           | 109 mg/g       | Wang and Weller (2006); Teh et al. (2014); Vonapartis et al. (2015) |
| Seed meal       | 7.33        | 0.287 mg/g               | ND           | 0.153 mg/g   | 0.27 mg/g      | Pojić et al. (2014)   |

TPC, total phenolic compounds; TFC, total flavonoid compounds; ND, not detected.

**Table 2.** Amino acid profiling of various products of hemp seed.

| Hemp-plant part | Composition (%) |      |      |      |      |      |      |      |      |
|-----------------|-----------------|------|------|------|------|------|------|------|------|
|                 | Asp             | Thr  | Ser  | Glu  | Pro  | Gly  | Ala  | Cys  | Val  |
| Whole seeds     | 2.25            | 0.89 | 1.08 | 3.55 | 1.00 | 1.00 | 0.97 | 0.35 | 1.07 |
| Dehulled seeds  | 3.86            | 1.37 | 1.83 | 6.68 | 2.04 | 1.78 | 1.71 | 0.68 | 1.94 |
| Seed meal       | 3.04            | 1.09 | 1.35 | 4.76 | 1.33 | 1.27 | 1.05 | 0.62 | 1.52 |
| Hemp hulls      | 1.23            | 0.47 | 0.56 | 1.76 | 1.23 | 0.52 | 0.51 | 0.81 | 0.91 |

Source: House et al. (2010).

ASP, aspartic; Thr, threonine; Ser, serine; Glu, glutamic acid; Pro, proline; Gly, glycine; Ala, alanine; Cys, cysteine; Val, valine.

**Table 3.** Fatty acids of various hemp-seed products.

| Hemp-plant part | Composition (%) |              |            |               |                          |                          | References            |
|-----------------|-----------------|--------------|------------|---------------|--------------------------|--------------------------|-----------------------|
|                 | Palmitic acid   | Stearic acid | Oleic acid | Linoleic acid | $\alpha$ -linolenic acid | $\gamma$ -linolenic acid |                       |
| Roasted seeds   | 5.96            | 2.56         | 16.12      | 58.52         | 16.44                    | –                        | Babiker et al. (2021) |
| Hemp-seed oil   | 6.61            | 2.67         | 15.88      | 55.48         | 16.51                    | 0.82                     | Kiralan et al. (2010) |
| Hemp seeds      | 6.20            | 2.10         | 9.50       | 56.10         | 22.40                    | 3.70                     | Mierliță (2018)       |
| Seed cake       | 9.30            | 3.80         | 13.10      | 52.50         | 19.10                    | 2.20                     | Mierliță (2018)       |

**Table 4.** The cannabinoid content of different hemp components.

| Hemp-plant part | Composition ( $\mu$ g/g) |                 |          |        |       |        |
|-----------------|--------------------------|-----------------|----------|--------|-------|--------|
|                 | Can                      | $\Delta^9$ -Tet | Can A    | Can B  | Can G | Can C  |
| Leaf            | 31.0                     | 186.0           | 36 920.0 | 3347.0 | 293.0 | 4041.0 |
| Stalk           | 4.0                      | 573.0           | 1705.0   | 132.0  | 28.0  | 500.0  |
| Flower          | 27.0                     | 31.0            | 32 900.0 | 3502.0 | 230.0 | 2916.0 |
| Seed head       | 11.0                     | 664.0           | 3184.0   | 262.0  | 23.0  | 411.0  |

Source: Kleinhenz et al. (2020).

Can, cannabinol;  $\Delta^9$ -Tet,  $\Delta^9$ -Tetrahydrocannabinol; Can A, cannabidiolic acid; Can B, cannabidiol; Can G, cannabigerol; Can C, cannabichromenic.



amino acids profiling of various products of hemp seed, fatty acids of various hemp-seed products and cannabinoid concentrations in various parts of hemp respectively.

### Effect of hemp on the production (growth, meat quality and milk) performance of farm animals

The inclusion of hemp meal in animal diets has recently gained popularity in animal nutrition. Most research has confirmed the usefulness of hemp in enhancing animal production performance by measuring overall growth performance by using several criteria such as daily weight increase, feed intake, and feed conversion ratio (Khan *et al.* 2010; Mahmoudi *et al.* 2015). Dietary supplementation of hemp-based diets in poultry did affect growth performance (Skřivan *et al.* 2020). As reported by Khan *et al.* (2010), broiler chickens fed a hemp seed-based diet had enhanced bodyweight gain, feed intake, and feed conversion ratio at various inclusion levels (0%, 5%, 10%, and 20%). At the 20% inclusion level, broiler chickens gained more weight ( $2087.2 \pm 10.25$  g), owing to a greater feed conversion ratio ( $1.95 \pm 0.032$ ), but consumed less feed than did broilers fed the control diet ( $5014.4 \pm 6.3$  g). However, at a 5% inclusion level, broilers showed a higher feed intake ( $4506.9 \pm 91.9$  g) than those in all diets with hemp inclusion. Even though hemp seed contains the tetrahydrocannabinol compound, which stimulates appetite, the availability of cannabinoid receptor antagonists eventually reduces feed intake (Kleinhenz *et al.* 2020), demonstrating that hemp can be easily consumed, digested and converted into the body, thus improving the growth performance of farm animals such as broiler chickens. It is well known that oil as a by-product of hemp seed can improve bodyweight gain also in broilers, cockerels and ducks because it enhances feed utilisation (Khan *et al.* 2010) through the availability of polyunsaturated fatty acids such as omega-3 and omega-6, making it the most perfectly balanced oil (Simopoulos 2002). Despite the fact that it contains antinutrient substances such as cannabinoids and tannins, growth performance in some animal species such as sheep, dairy cows and laying hens may not be influenced either positively or negatively (Silversides and Lefrançois 2005; Lardy *et al.* 2009).

With enhanced growth performance, particularly in the feed conversion ratio seen in broilers, ducks, and cockerels, the inclusion of hemp-based meals in animal diets may improve meat quality in terms of flesh colour and sensory attributes (Farinon *et al.* 2020). Both hemp seeds and oil contain *n*-3 fatty acids, which have the potential to increase the quality of poultry meat (Palmquist 2009). Juodka *et al.* (2022) showed that adding hemp-seed cake to a duck's diet enhanced the *n*-3 and *n*-6 polyunsaturated fatty acids in the breast and leg muscles. Also, Šťastník *et al.* (2019) and Skřivan *et al.* (2020) found that at 5% and 15% inclusion levels of hemp-seed cake, there was a change in meat colour and odour, thus improving meat quality at 30, 40, and

50 g/kg inclusion levels of hemp seed. The nutritional effects of hemp-based meals, which are rich in polyunsaturated fatty acids, amino acids, vitamins, and minerals, have a good influence on broiler, duck and cockerel production performance (Khan *et al.* 2010). Hemp seed-based meal has been further shown to have the potential to enhance milk production and quality due to its nutritional content (Farinon *et al.* 2020); however, high cannabinoid concentrations in dairy cattle diet result in tired and unstable cows with a lower feed intake, resulting in decreased milk output (Kanabus *et al.* 2021). Even the milk produced from these cows contains cannabinoids such as delta9-tetrahydrocannabinol, which in turn will be bad for human consumption because it may result in the production of serious adverse effects that include tachycardia and anxiety (Wagner *et al.* 2022). However, as reported by Karlsson *et al.* (2010), at a 143 g/kg inclusion level, hemp meal enhanced milk yield in dairy cattle. Also, Cozma *et al.* (2015) and Mierlita *et al.* (2023) showed that the inclusion of hempseed meal enhances goat milk fat content, polyunsaturated fatty acid profile, lipophilic antioxidant content and total antioxidant capacity, whereas Mierliță (2018) reported the oxidative stability in sheep milk following the incorporation of hemp seed and hemp-seed cake (60.85 and 33.72 mg/100 g DM respectively) in a diet containing tocopherols. To the best of our knowledge, there has been less documentation on the effect of hemp-based meals on the milk production of farm animals. As a result, we urge more research to be conducted to supplement the existing literature.

### Effect of hemp on the health performance of farm animals

The health of an animal, as well as the provision of high-quality feed, can ensure maximum production performance in terms of growth, meat quality and milk production (Madeira *et al.* 2017). Although growth-promoter supplements have been used in animal diets for decades to improve health, they have been shown to have some adverse effects on meat quality that compromise human health (Kocher 2005). As a result, hemp is being employed as an alternative to the present growth promoters, some synthetic medicines and protein ingredients due to its superior nutritional attributes and medicinal benefits (Naem *et al.* 2023). Few studies have shown the medicinal properties of hemp to be responsible for the alleviation of stress (Wheeler and Fields 1993), enhance immunity (Zhu *et al.* 1997) and suppress tumorous cells in animal bodies (Blázquez *et al.* 2003). Furthermore, these properties are also known for antimicrobial, antiviral, antipyretic, antiparasitic and insecticidal activities (Roy and Tandon 1997; Novak *et al.* 2001). As a result, Khan *et al.* (2010) concluded that a combination of these features may have improved the health performance of broiler hens fed a diet containing

20% hemp. Furthermore, hemp has also been used as a broad-spectrum application for pain management, anti-inflammatory activities and antioxidative stress modulation (Bolognini *et al.* 2010). This was reinforced by Neijat *et al.* (2014), who demonstrated that hemp seed (10%, 20%, and 30%) and hemp-seed oil (4.5% and 9.0%) contain gamma-glutamyl transferase, which lowers liver damage in bovine white birds. However, with these positive benefits, hemp also has some negative effects because it contains oligosaccharides that cause stomach discomfort and gas, which are generally present in soyabeans and are utilised in traditional medicine to cure flatulence (Mahmoudi *et al.* 2015). Kanabus *et al.* (2021) indeed presented some of the negative effects of hemp in dairy cows where high cannabinoid concentrations in hemp seed induced changes in cow behaviour and compromised health with slow breathing and cardiac rate. To the best of our knowledge, there has been less research on the harmful impacts of hemp on the health performance of farm animals. As a result, more research into the detrimental impacts of hemp on farm animal's health is required.

### Effect of hemp on reproductive performance of farm animals

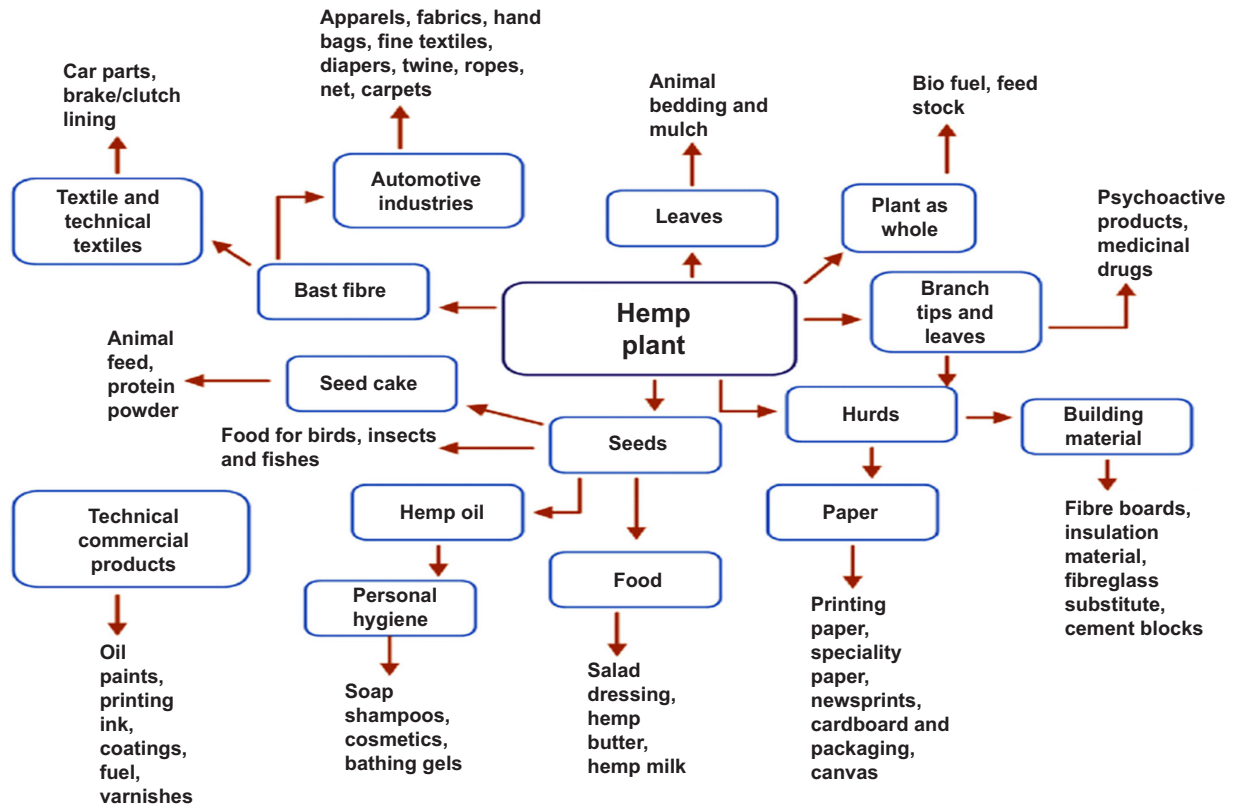
Excellent reproductive performance leads to maximum animal production and therefore maximises their by-products such as milk, meat and eggs, which are regarded as animal proteins (Garry 2004). However, reproductive performance of farm animals is affected generally by various factors such as nutrition, health and, last, by climate and environmental conditions, with health and nutrition being the main factors (Roche *et al.* 2000). Industrial hemp contains a variety of critical nutrients including both essential and non-essential amino acids, polyunsaturated fatty acids and secondary metabolites such as antioxidants that are necessary for the development and generation of both male and female gametes as well as reproductive hormones (Henkel *et al.* 2018). However, reports have shown that the inclusion of hemp in animal diets has positive effects in terms of growth performance and affects the overall animal reproductive system negatively, resulting in reproductive disorders (Cohen *et al.* 2019). This is due to the high secretion of cannabinoids and delta9-tetrahydrocannabinol chemicals, which further hinders the spermatogenesis processes, reducing the concentrations of hypothalamic, pituitary and sex hormones, including the morphological structure of sperm cells (Dalterio *et al.* 1984; Thompson 1993; Pacey *et al.* 2014). High cannabinoid chemical concentration in hemp inhibits reproductive performance, especially reducing the libido in males (Payne *et al.* 2019). This critically employs researchers to carefully perform useful chemical characterisation of this plant before its inclusion in animal diets, so as to have a clear overview of the amount of nutritional and anti-nutritional compounds, and secondary metabolites that are available

(Apprey *et al.* 2018). Hemp contains compounds such as antioxidants and polyunsaturated fatty acids, which can fight against the harm caused by oxidative stress, enhance semen quality and combat some reproductive disorders (Skoracka *et al.* 2020). Therefore, a hemp-seed cake-based diet fed to laying hens resulted in less or no effect on the egg-laying capacity and egg quality of hens (Silversides and Lefrançois 2005). Furthermore, evidence reveals that increasing emphasis has been placed on the use of hempseed and its by-products as animal feed to supplement the missing vital nutrients and, so, to improve total animal reproduction and the overall output (Montero *et al.* 2023), while less emphasis has been placed on the use of hemp leaves and other parts. This could be because of the high quantities of the  $\Delta^9$ -tetrahydrocannabinol molecule, which has been shown to decrease other aspects of male reproductive activities (Maccarrone *et al.* 2021). Hence, it is advisable for farmers to not provide feed that enhances the production performance of animals but, at the same time, inhibits reproductive efficiencies. As a result, more research on varied inclusion levels and dosage of hemp meal and extracts composed of leaves, flowers and other underutilised hemp parts is required. This will boost the poor-quality feed challenges faced by animal producers in the future.

### Future utilisation of hemp in medical and feed industries

Due to containing toxic substances, which tend to endanger both animal and human health and reproductive abilities, hemp has historically been prohibited from being publicly grown and used in many countries since it was domesticated (Small and Marcus 2002; Fox *et al.* 2013). Additionally, because of the restrictions placed on the cultivation and use of hemp, its potential as a source of feed for animals was disregarded (Mikos 2009; Thompson *et al.* 2014). As a result, only licence holders were allowed to cultivate the plant for specific purposes, such as the production of fibre (Struik *et al.* 2000; Bismarck *et al.* 2005; Small 2015). However, research showed the opposite, and usage of hemp was made lawful in a variety of activities, since it was shown to be a potential therapeutic plant that included vital nutrients, minerals and secondary metabolites (Passari *et al.* 2017). As a result, cannabinoids, terpenes, and flavonoids, which are abundant in hemp vegetative and reproductive organs, can be employed in therapeutic applications or as bio-pesticides against insects or fungi, and are among the high-value metabolites being recovered from hemp (Amaducci *et al.* 2015). With the current legalisation amendment for hemp, Canada, Europe, the United States, Africa, and other regions of the world continued to support research into and usage of this versatile plant (Simiyu *et al.* 2022). As a result, output surged in 2018 because of the Cannabis Act SC 2018, c. 16. Current industrial discoveries on hemp applications have shown that its growth has fewer





**Fig. 5.** Demonstration on the future uses of the industrial hemp plant. Source: [Karche and Singh \(2019\)](#).

environmental implications because it grows quickly and outperforms weeds, requiring less or no pesticides and improving the physical and chemical fertility of the soil ([Sorrentino 2021](#)). Many countries throughout the world are interested in hemp farming because of its capacity to adapt easily to diverse climatic conditions, hence lessening climate change and desertification. As a result, studies have revealed that hemp can cut greenhouse gases, with the 2030 target of the European Union anticipating a 40% reduction from 1990 ([Sorrentino 2021](#); [Madden et al. 2022](#)). Hemp leaves and flowers produce a great composition of secondary metabolites and these are used as tea, whereas its seeds produce highly nutritious oil and protein that could be used by the agricultural business to make flour, milk, pasta and pastries ([Sorrentino 2021](#); [Kujoana et al. 2023](#)). Its stem produces two types of fibre (the external part of the stem), which stand to be used as feedstock for the manufacturing of various bio-based consumer products ([Andre et al. 2016](#); [Musio et al. 2018](#)). Compared with soybean, hemp seed can be used as an alternative due to its incredible crude protein composition and this plant is locally and readily available because it can survive in any environment; thus, it is cost-effective ([Callaway and Pate 2009](#)). According to [Jiang et al. \(2016\)](#), hemp is a kind of cannabis that generates lower levels of psychoactive

tetrahydrocannabinol (THC), making it possible to grow in high-temperate regions for fibre production and later for food production. Consuming a high concentration of this chemical causes narcotic effects; however, the cannabidiol chemical it contains is not a narcotic and cannot result in any kind of drug high ([Lowitt 2020](#)). [Fig. 5](#) clearly outlines the future uses of the hemp plant ([Karche and Singh 2019](#)).

## Conclusions

The utilisation of industrial hemp, particularly its derivatives such as hemp-seed meal and oil, shows promising potential in positively affecting farm animal productivity, health, and reproductive performance. The nutritional profile of hemp, being rich in essential fatty acids, proteins, and other bioactive compounds, suggests possible benefits when incorporated into animal diets. These benefits might include improved nutrition, potential anti-inflammatory effects, and support for overall animal health. However, further research is necessary to determine optimal inclusion levels, assess potential interactions, and ensure compliance with regulatory standards to harness the full potential of industrial hemp while safeguarding animal welfare.

## References

- Adesina I, Bhowmik A, Sharma H, Shahbazi A (2020) A review on the current state of knowledge of growing conditions, agronomic soil health practices and utilities of hemp in the United States. *Agriculture* **10**, 129. doi:10.3390/agriculture10040129
- Ahmad R, Tehsin Z, Malik ST, Asad SA, Shahzad M, Bilal M, Shah MM, Khan SA (2016) Phytoremediation potential of hemp (*Cannabis sativa* L.): identification and characterization of heavy metals responsive genes. *CLEAN – Soil, Air, Water* **44**, 195–201. doi:10.1002/clen.201500117
- Alagrawany M, Elnesr SS, Farag MR, Abd El-Hack ME, Khafaga AF, Taha AE, Tiwari R, Yatoo MI, Bhatt P, Khurana SK, Dhama K (2019) Omega-3 and omega-6 fatty acids in poultry nutrition: effect on production performance and health. *Animals* **9**, 573. doi:10.3390/ani9080573
- Alhotan RA (2021) Commercial poultry feed formulation: current status, challenges, and future expectations. *World's Poultry Science Journal* **77**, 279–299. doi:10.1080/00439339.2021.1891400
- Allegrone G, Pollastro F, Magagnini G, Tagliatalata-Scafati O, Seegers J, Koeberle A, Werz O, Appendino G (2017) The bibenzyl canniprene inhibits the production of pro-inflammatory eicosanoids and selectively accumulates in some *Cannabis sativa* strains. *Journal of Natural Products* **80**, 731–734. doi:10.1021/acs.jnatprod.6b01126
- Aluko RE (2017) Hemp seed (*Cannabis sativa* L.) proteins: composition, structure, enzymatic modification, and functional or bioactive properties. In 'Sustainable protein sources'. (Eds SR Nadathur, JPD Wanasundara, L Scanlin) pp. 121–132. (Academic Press) doi:10.1016/B978-0-12-802778-3.00007-X
- Amaducci S, Scordia D, Liu FH, Zhang Q, Guo H, Testa G, Cosentino SL (2015) Key cultivation techniques for hemp in Europe and China. *Industrial Crops and Products* **68**, 2–16. doi:10.1016/j.indcrop.2014.06.041
- Andre CM, Larondelle Y, Evers D (2010) Dietary antioxidants and oxidative stress from a human and plant perspective: a review. *Current Nutrition & Food Science* **6**, 2–12. doi:10.2174/157340110790909563
- Andre CM, Hausman J-F, Guerriero G (2016) *Cannabis sativa*: the plant of the thousand and one molecules. *Frontiers in Plant Science* **7**, 19. doi:10.3389/fpls.2016.00019
- Apprey C, Annan RA, Arthur FKN, Larbie C, Akoto AO (2018) Nutritional intervention in children undergoing chemotherapy for cancer. *Journal of Cancer and Tumor International* **7**, 1–11. doi:10.9734/JCTI/2018/43197
- Aryal N, Adhikari R (2019) Cannabis in Nepal and scopes of its legalization. *American Journal of Agricultural Research* **4**, 47.
- Babiker EE, Uslu N, Al Juhaimi F, Mohamed Ahmed IA, Ghafoor K, Özcan MM, Almusallam IA (2021) Effect of roasting on antioxidative properties, polyphenol profile and fatty acids composition of hemp (*Cannabis sativa* L.) seeds. *LWT* **139**, 110537. doi:10.1016/j.lwt.2020.110537
- Berquin IM, Edwards IJ, Chen YQ (2008) Multi-targeted therapy of cancer by omega-3 fatty acids. *Cancer Letters* **269**, 363–377. doi:10.1016/j.canlet.2008.03.044
- Bertoli A, Tozzi S, Pistelli L, Angelini LG (2010) Fibre hemp inflorescences: from crop-residues to essential oil production. *Industrial Crops and Products* **32**, 329–337. doi:10.1016/j.indcrop.2010.05.012
- Bhatia H, Sharma YP, Manhas RK, Kumar K (2014) Ethnomedicinal plants used by the villagers of district Udhampur, J&K, India. *Journal of Ethnopharmacology* **151**, 1005–1018. doi:10.1016/j.jep.2013.12.017
- Bismarck A, Mishra S, Lampke T (2005) Plant fibers as reinforcement for green composites. In 'Natural fibers, biopolymers, and biocomposites'. (Eds AK Mohanty, M Misra, LT Drzal) pp. 52–128. (CRC Press)
- Bjarnadottir A (2018) 6 Evidence-based health benefits of hemp seeds. Healthline. Available at <https://www.healthline.com/nutrition/6-health-benefits-of-hemp-seeds>
- Blázquez C, Casanova ML, Planas A, Gómez del Pulgar T, Villanueva C, Fernández-Aceñero MJ, Aragónés J, Huffman JW, Jorcano JL, Guzmán M (2003) Inhibition of tumor angiogenesis by cannabinoids. *The FASEB Journal* **17**(3), 1–16. doi:10.1096/fj.02-0795fje
- Bolognini D, Costa B, Maione S, Comelli F, Marini P, Di Marzo V, Parolaro D, Ross RA, Gauson LA, Cascio MG, Pertwee RG (2010) The plant cannabinoid  $\Delta^9$ -tetrahydrocannabinol can decrease signs of inflammation and inflammatory pain in mice. *British Journal of Pharmacology* **160**, 677–687. doi:10.1111/j.1476-5381.2010.00756.x
- Callaway JC (2004) Hempseed as a nutritional resource: an overview. *Euphytica* **140**, 65–72. doi:10.1007/s10681-004-4811-6
- Callaway JC, Pate DW (2009) Hempseed oil. In 'Gourmet and health-promoting specialty oils'. (Eds R Moreau, A Kamal-Eldin) pp. 185–213. (AOCS Press)
- Carus M, Sarmento L (2016) The European hemp industry: cultivation, processing and applications for fibres, shivs, seeds and flowers. European Industrial Hemp Association **5**, pp. 1–9.
- Carus M, Karst S, Kauffmann A, Hobson J, Bertucelli S (2013) The European Hemp Industry: cultivation, processing and applications for fibres, shivs and seeds. European hemp Industry Association, pp. 1–9.
- Chatterjee Z, Gandhi S (2022) Top 6 benefits of using hemp seed oil in your skin care. Available at <https://vedix.com/blogs/articles/hemp-seed-oil-benefits-for-skin>
- Cherney JH, Small E (2016) Industrial hemp in North America: production, politics and potential. *Agronomy* **6**, 58. doi:10.3390/agronomy6040058
- Ciupan E, Ciupan C, Câmpăan E-M, Stelea L, Policsek C-E, Lungu F, Jucan D-C (2018) Opportunities of sustainable development of the industry of upholstered furniture in Romania. A case study. *Sustainability* **10**, 3356. doi:10.3390/su10093356
- Cohen K, Weizman A, Weinstein A (2019) Positive and negative effects of cannabis and cannabinoids on health. *Clinical Pharmacology & Therapeutics* **105**, 1139–1147. doi:10.1002/cpt.1381
- Cozma A, Andrei S, Pinte A, Miere D, Filip L, Loghin F, Ferlay A (2015) Effect of hemp seed oil supplementation on plasma lipid profile, liver function, milk fatty acid, cholesterol, and vitamin A concentrations in Carpathian goats. *Czech Journal of Animal Science* **60**, 289–301. doi:10.17221/8275-CJAS
- Crônier D, Monties B, Chabbert B (2005) Structure and chemical composition of bast fibers isolated from developing hemp stem. *Journal of Agricultural and Food Chemistry* **53**, 8279–8289. doi:10.1021/jf051253k
- Dalterio S, Steger R, Mayfield D, Bartke A (1984) Early cannabinoid exposure influences neuroendocrine and reproductive functions in mice: II. Postnatal effects. *Pharmacology Biochemistry and Behavior* **20**, 115–123. doi:10.1016/0091-3057(84)90111-4
- Dariš B, Tancer Verboten M, Knez Ž, Ferk P (2019) Cannabinoids in cancer treatment: therapeutic potential and legislation. *Bosnian Journal of Basic Medical Sciences* **19**, 14–23. doi:10.17305/bjbms.2018.3532
- De Vita S, Finamore C, Chini MG, Saviano G, De Felice V, De Marino S, Lauro G, Casapullo A, Fantasma F, Trombetta F, Bifulco G, Iorizzi M (2022) Phytochemical analysis of the methanolic extract and essential oil from leaves of industrial hemp Futura 75 cultivar: isolation of a new cannabinoid derivative and biological profile using computational approaches. *Plants* **11**, 1671. doi:10.3390/plants11131671
- Duan Y, Li F, Li L, Fan J, Sun X, Yin Y (2014) n-6: n-3 PUFA ratio is involved in regulating lipid metabolism and inflammation in pigs. *British Journal of Nutrition* **111**, 445–451. doi:10.1017/S0007114513002584
- Elias SG, Wu Y-C, Stimpson DC (2020) Seed quality and dormancy of hemp (*Cannabis sativa* L.). *Journal of Agricultural Hemp Research* **2**, 2. Available at <https://digitalcommons.murraystate.edu/jahr/vol2/iss1/2>
- Farinon B, Molinari R, Costantini L, Merendino N (2020) The seed of industrial hemp (*Cannabis sativa* L.): nutritional quality and potential functionality for human health and nutrition. *Nutrients* **12**, 1935. doi:10.3390/nu12071935
- Faux A-M, Draye X, Lambert R, d'Andrimont R, Raulier P, Bertin P (2013) The relationship of stem and seed yields to flowering phenology and sex expression in monoecious hemp (*Cannabis sativa* L.). *European Journal of Agronomy* **47**, 11–22. doi:10.1016/j.eja.2013.01.006
- Ferrante C, Recinella L, Ronci M, Menghini L, Brunetti L, Chiavaroli A, Leone S, Di Iorio L, Carradori S, Tirillini B, Angelini P (2019) Multiple pharmacognostic characterization on hemp commercial cultivars: Focus on inflorescence water extract activity. *Food and chemical toxicology* **125**, 452–461. doi:10.1016/j.fct.2019.01.035

- Fike J (2016) Industrial hemp: renewed opportunities for an ancient crop. *Critical Reviews in Plant Sciences* 35, 406–424. doi:10.1080/07352689.2016.1257842
- Finnan J, Styles D (2013) Hemp: a more sustainable annual energy crop for climate and energy policy. *Energy Policy* 58, 152–162. doi:10.1016/j.enpol.2013.02.046
- Flores-Sanchez LJ, Verpoorte R (2008) PKS activities and biosynthesis of cannabinoids and flavonoids in *Cannabis sativa* L. plants. *Plant and Cell Physiology* 49(12), 1767–1782. doi:10.1093/pcp/pcn150
- Fonseca BM, Rebelo I (2022) Cannabis and cannabinoids in reproduction and fertility: where we stand. *Reproductive Sciences* 29, 2429–2439. doi:10.1007/s43032-021-00588-1
- Fox S, Armentano P, Tvert M (2013) 'Marijuana is safer: so why are we driving people to drink?' (Chelsea Green Publishing)
- Galasso I, Russo R, Mapelli S, Ponzoni E, Brambilla IM, Battelli G, Reggiani R (2016) Variability in seed traits in a collection of *Cannabis sativa* L. genotypes. *Frontiers in Plant Science* 7, 688. doi:10.3389/fpls.2016.00688
- Garry FB (2004) An overview of animal welfare in the US dairy industry. *The Bovine Practitioner* 38, 1–21. doi:10.21423/bovine-vol38no1p1-21
- Girgih AT, Alashi A, He R, Malomo S, Aluko RE (2014) Preventive and treatment effects of a hemp seed (*Cannabis sativa* L.) meal protein hydrolysate against high blood pressure in spontaneously hypertensive rats. *European Journal of Nutrition* 53, 1237–1246. doi:10.1007/s00394-013-0625-4
- Giugliano D, Ceriello A, Esposito K (2006) The effects of diet on inflammation: emphasis on the metabolic syndrome. *Journal of the American College of Cardiology* 48, 677–685. doi:10.1016/j.jacc.2006.03.052
- Giupponi L, Leoni V, Carrer M, Cecilian G, Sala S, Panseri S, Pavlovic R, Giorgi A (2020) Overview on Italian hemp production chain, related productive and commercial activities and legislative framework. *Italian Journal of Agronomy* 15, 194–205. doi:10.4081/ija.2020.1552
- Hadrová S, Sedláková K, Křížová L, Malyugina S (2021) Alternative and unconventional feeds in dairy diets and their effect on fatty acid profile and health properties of milk fat. *Animals* 11, 1817. doi:10.3390/ani11061817
- Henchion M, Hayes M, Mullen AM, Fenelon M, Tiwari B (2017) Future protein supply and demand: strategies and factors influencing a sustainable equilibrium. *Foods* 6, 53. doi:10.3390/foods6070053
- Henkel R, Samanta L, Agarwal A (2018) 'Oxidants, antioxidants, and impact of the oxidative status in male reproduction.' (Academic Press)
- House JD, Neufeld J, Leson G (2010) Evaluating the quality of protein from hemp seed (*Cannabis sativa* L.) products through the use of the protein digestibility-corrected amino acid score method. *Journal of Agricultural and Food Chemistry* 58, 11801–11807. doi:10.1021/jf102636b
- Iftikhar A, Zafar U, Ahmed W, Shabbir MA, Sameen A, Sahar A, Bhat ZF, Kowalczewski PL, Jarzębski M, Aadil RM (2021) Applications of *Cannabis sativa* L. in food and its therapeutic potential: from a prohibited drug to a nutritional supplement. *Molecules* 26, 7699. doi:10.3390/molecules26247699
- Irakli M, Tsaliki E, Kalivas A, Kleisiaris F, Sarrou E, Cook CM (2019) Effect of genotype and growing year on the nutritional, phytochemical, and antioxidant properties of industrial hemp (*Cannabis sativa* L.) seeds. *Antioxidants* 8, 491. doi:10.3390/antiox8100491
- Izzo L, Castaldo L, Narváez A, Graziani G, Gaspari A, Rodríguez-Carrasco Y, Ritieni A (2020) Analysis of phenolic compounds in commercial *Cannabis sativa* L. inflorescences using UHPLC-Q-Orbitrap HRMS. *Molecules* 25, 631. doi:10.3390/molecules25030631
- Jiang H, Wang L, Merlin MD, Clarke RC, Pan Y, Zhang Y, Xiao G, Ding X (2016) Ancient *Cannabis* burial shroud in a central Eurasian cemetery. *Economic Botany* 70, 213–221. doi:10.1007/s12231-016-9351-1
- Johnson R (2013) Hemp as an agricultural commodity. Washington, DC, USA: Congressional Research Service. pp. 1–29. [nationalaglawcenter.org](http://nationalaglawcenter.org).
- Juodka R, Juskiene V, Juska R, Leikus R, Stankeviciene D, Kadziene G, Nainiene R (2022) The effect of dietary hemp and camelina cakes on liver fatty acid profile of ducks. *Journal of Applied Animal Research* 50, 152–160. doi:10.1080/09712119.2022.2044332
- Kala CP, Dhyani PP, Sajwan BS (2006) Developing the medicinal plants sector in northern India: challenges and opportunities. *Journal of Ethnobiology and Ethnomedicine* 2, 32. doi:10.1186/1746-4269-2-32
- Kalant H (2001) Medicinal use of cannabis: history and current status. *Pain Research and Management* 6, 80–91. doi:10.1155/2001/469629
- Kanabus J, Bryła M, Roszko M, Modrzewska M, Pierzgański A (2021) Cannabinoids – characteristics and potential for use in food production. *Molecules* 26(21), 6723. doi:10.3390/molecules26216723
- Karche T, Singh MR (2019) The application of hemp (*Cannabis sativa* L.) for a green economy: a review. *Turkish Journal of Botany* 43, 710–723. doi:10.3906/bot-1907-15
- Karlsson L, Finell M, Martinsson K (2010) Effects of increasing amounts of hempseed cake in the diet of dairy cows on the production and composition of milk. *Animal* 4, 1854–1860. doi:10.1017/S1751731110001254
- Khan RU, Durrani FR, Chand N, Anwar H (2010) Influence of feed supplementation with *Cannabis sativa* on quality of broilers carcass. *Pakistan Veterinary Journal* 30, 34–38.
- Kiralan M, Gül V, Kara SM (2010) Fatty acid composition of hempseed oils from different locations in Turkey. *Spanish Journal of Agricultural Research* 8, 385–390. doi:10.5424/sjar/2010082-1220
- Kleinhenz MD, Magnin G, Ensley SM, Griffin JJ, Goesser J, Lynch E, Coetzee JF (2020) Nutrient concentrations, digestibility, and cannabinoid concentrations of industrial hemp plant components. *Applied Animal Science* 36(4), 489–494. doi:10.15232/aas.2020-02018
- Kocher A (2005) Poultry production without AGPs – challenges and solutions. AGP alternatives – part IV. *World Poultry* 21, 32–33.
- Kozłowski R, Baraniecki P, Barriga-Bedoya J (2005) Bast fibres (flax, hemp, jute, ramie, kenaf, abaca). In 'Biodegradable & Sustainable Fibres'. (Ed. RS Blackburn) pp. 36–88. (Woodhead Publishing)
- Kuddus M, Ginawi IAM, Al-Hazimi A (2013) *Cannabis sativa*: an ancient wild edible plant of India. *Emirates Journal of Food and Agriculture* 25, 736–745. doi:10.9755/ejfa.v25i10.16400
- Kujoana TC, Weeks WJ, Van der Westhuizen MM, Mabelebele M, Sebola NA (2023) Potential significance of kenaf (*Hibiscus cannabinus* L.) to global food and feed industries. *Cogent Food & Agriculture* 9, 2184014. doi:10.1080/23311932.2023.2184014
- Kynes S (2016) 'The Herb Gardener's Essential Guide: Creating Herbal Remedies and Oils for Health and Healing.' (Llewellyn Worldwide)
- Lardy GP, Loken BA, Anderson VL, Larson DM, Maddock-Carlin KR, Ilse BR, Maddock R, Leupp JL, Clark R, Paterson JA, Bauer ML (2009) Effects of increasing field pea (*Pisum sativum*) level in high-concentrate diets on growth performance and carcass traits in finishing steers and heifers. *Journal of Animal Science* 87, 3335–3341. doi:10.2527/jas.2009-1785
- Leonard W, Zhang P, Ying D, Fang Z (2020) Hempseed in food industry: nutritional value, health benefits, and industrial applications. *Comprehensive Reviews in Food Science and Food Safety* 19, 282–308. doi:10.1111/1541-4337.12517
- Lowitt S (2020) Industrial development projects. A contribution to South Africa's Post COVID-19 Recovery Plan: Tapping into new and unmet sources of demand to support the establishment of new companies, factories, value chains and employment opportunities. Trade and Industrial Political Strategies. Available at <https://tips.org.za/>
- Maccarrone M, Rapino C, Francavilla F, Barbonetti A (2021) Cannabinoid signalling and effects of cannabis on the male reproductive system. *Nature Reviews Urology* 18(1), 19–32. doi:10.1038/s41585-020-00391-8
- Madden SM, Ryan A, Walsh P (2022) A systems thinking approach investigating the estimated environmental and economic benefits and limitations of industrial hemp cultivation in Ireland from 2017–2021. *Sustainability* 14, 4159. doi:10.3390/su14074159
- Madeira MS, Cardoso C, Lopes PA, Coelho D, Afonso C, Bandarra NM, Prates JAM (2017) Microalgae as feed ingredients for livestock production and meat quality: a review. *Livestock Science* 205, 111–121. doi:10.1016/j.livsci.2017.09.020
- Mahmoudi M, Farhoomand P, Nourmohammadi R (2015) Effects of different levels of hemp seed (*Cannabis sativa* L.) and dextran oligosaccharide on growth performance and antibody titer response of broiler chickens. *Italian Journal of Animal Science* 14, 3473. doi:10.4081/ijas.2015.3473
- Malabadi RB, Kolkar KP, Chalannavar RK (2023) Δ9-Tetrahydrocannabinol (THC): the major psychoactive component is of botanical origin. *International Journal of Innovation Scientific Research and Review* 5, 4177–4184.



- Manaia JP, Manaia AT, Rodrigues L (2019) Industrial hemp fibres: an overview. *Fibers* 7, 106. doi:10.3390/fib7120106
- McDowell LR (2012) 'Vitamins in animal nutrition: comparative aspects to human nutrition.' (Elsevier)
- Mierlita D, Mierlita S, Struti DI, Mintas OS (2023) Effects of hemp seed on the production, fatty acid profile, and antioxidant capacity of milk from goats fed hay or a mixed shrubs–grass rangeland. *Animals* 13(22), 3435. doi:10.3390/ani13223435
- Mierliță D (2018) Effects of diets containing hemp seeds or hemp cake on fatty acid composition and oxidative stability of sheep milk. *South African Journal of Animal Science* 48, 504–515. doi:10.4314/sajas.v48i3.11
- Mihoc M, Pop G, Alexa E, Radulov I (2012) Nutritive quality of Romanian hemp varieties (*Cannabis sativa* L.) with special focus on oil and metal contents of seeds. *Chemistry Central Journal* 6, 122. doi:10.1186/1752-153X-6-122
- Mikos RA (2009) On the limits of supremacy: medical marijuana and the states' overlooked power to legalize federal crime. *Vanderbilt Law Review* 62, 1421. doi:10.2139/ssrn.1356093
- Miller RL (1991) Hemp as a crop for missouri farmers: markets, economics, cultivation, law. Report to Agriculture Task Force, Missouri House of Representatives. Available at <https://www.druglibrary.net/olsen/HEMP/CROP/hemp-01.html>
- Mirpoor SF, Giosafatto CVL, Porta R (2021) Biorefining of seed oil cakes as industrial co-streams for production of innovative bioplastics. A review. *Trends in Food Science & Technology* 109, 259–270. doi:10.1016/j.tifs.2021.01.014
- Montero L, Ballesteros-Vivas D, Gonzalez-Barrios AF, Sánchez-Camargo AdP (2023) Hemp seeds: nutritional value, associated bioactivities and the potential food applications in the Colombian context. *Frontiers in Nutrition* 9, 1039180. doi:10.3389/fnut.2022.1039180
- Moscariello C, Matassa S, Esposito G, Papirio S (2021) From residue to resource: the multifaceted environmental and bioeconomy potential of industrial hemp (*Cannabis sativa* L.). *Resources, Conservation and Recycling* 175, 105864. doi:10.1016/j.resconrec.2021.105864
- Musio S, Müssig J, Amaducci S (2018) Optimizing hemp fiber production for high performance composite applications. *Frontiers in Plant Science* 9, 1702. doi:10.3389/fpls.2018.01702
- Naem MY, Corbo F, Crupi P, Clodoveo ML (2023) Hemp: an alternative source for various industries and an emerging tool for functional food and pharmaceutical sectors. *Processes* 11(3), 718. doi:10.3390/pr11030718
- Neijat M, Gakhar N, Neufeld J, House JD (2014) Performance, egg quality, and blood plasma chemistry of laying hens fed hempseed and hempseed oil. *Poultry Science* 93, 2827–2840. doi:10.3382/ps.2014-03936
- Nevara GA, Giwa Ibrahim S, Syed Muhammad SK, Zawawi N, Mustapha NA, Karim R (2023) Oilseed meals into foods: an approach for the valorization of oilseed by-products. *Critical Reviews in Food Science and Nutrition* 63, 6330–6343. doi:10.1080/10408398.2022.2031092
- Novak J, Zitterl-Eglseer K, Deans SG, Franz CM (2001) Essential oils of different cultivars of *Cannabis sativa* L. and their antimicrobial activity. *Flavour and Fragrance Journal* 16(4), 259–262. doi:10.1002/ffj.993
- Omara MO, Kibet JK, Cherutoi JK, Kengara FO (2021) Current trends in the use of *Cannabis sativa*: beyond recreational and medicinal applications. *Open Access Library Journal* 8, e7132. doi:10.4236/oalib.1107132
- Pacey AA, Povey AC, Clyma J-A, McNamee R, Moore HD, Baillie H, Cherry NM, Participating Centres of Chaps-UK (2014) Modifiable and non-modifiable risk factors for poor sperm morphology. *Human Reproduction* 29, 1629–1636. doi:10.1093/humrep/deu116
- Palmieri S, Pellegrini M, Ricci A, Compagnone D, Lo Sterzo C (2020) Chemical composition and antioxidant activity of thyme, hemp and coriander extracts: a comparison study of maceration, Soxhlet, UAE and RSLDE techniques. *Foods* 9, 1221. doi:10.3390/foods9091221
- Palmquist DL (2009) Omega-3 fatty acids in metabolism, health, and nutrition and for modified animal product foods. *The Professional Animal Scientist* 25, 207–249. doi:10.15232/S1080-7446(15)30713-0
- Parker TD, Adams DA, Zhou K, Harris M, Yu L (2003) Fatty acid composition and oxidative stability of cold-pressed edible seed oils. *Journal of Food Science* 68, 1240–1243. doi:10.1111/j.1365-2621.2003.tb09632.x
- Passari AK, Mishra VK, Singh G, Singh P, Kumar B, Gupta VK, Sarma RK, Saikia R, Donovan AO, Singh BP (2017) Insights into the functionality of endophytic actinobacteria with a focus on their biosynthetic potential and secondary metabolites production. *Scientific Reports* 7(1), 11809. doi:10.1038/s41598-017-12235-4
- Payne KS, Mazur DJ, Hotaling JM, Pastuszek AW (2019) Cannabis and male fertility: a systematic review. *The Journal of Urology* 202, 674–681. doi:10.1097/JU.0000000000000248
- Pirie NW (1987) 'Leaf protein: and its by-products in human and animal nutrition.' (Cambridge University Press)
- Pojić M, Misan A, Sakac M, Dapcević Hadnađev T, Sarić B, Milovanović I, Hadnađev M (2014) Characterization of byproducts originating from hemp oil processing. *Journal of Agricultural and Food Chemistry* 62, 12436–12442. doi:10.1021/jf5044426
- Pollastro F, Minassi A, Fresu LG (2018) Cannabis phenolics and their bioactivities. *Current Medicinal Chemistry* 25, 1160–1185. doi:10.2174/0929867324666170810164636
- Rehman M, Fahad S, Du G, Cheng X, Yang Y, Tang K, Liu L, Liu F-H, Deng G (2021) Evaluation of hemp (*Cannabis sativa* L.) as an industrial crop: a review. *Environmental Science and Pollution Research* 28, 52832–52843. doi:10.1007/s11356-021-16264-5
- Roche JF, Mackey D, Diskin MD (2000) Reproductive management of postpartum cows. *Animal Reproduction Science* 60–61, 703–712. doi:10.1016/S0378-4320(00)00107-X
- Rodriguez-Leyva D, Pierce GN (2010) The cardiac and haemostatic effects of dietary hempseed. *Nutrition & Metabolism* 7, 32. doi:10.1186/1743-7075-7-32
- Rosenthal E (Ed.) (1994) 'Hemp Today.' (Quick American Archives: Oakland, CA, USA)
- Rossi R, Pastorelli G, Cannata S, Corino C (2010) Recent advances in the use of fatty acids as supplements in pig diets: a review. *Animal Feed Science and Technology* 162, 1–11. doi:10.1016/j.anifeeds.2010.08.013
- Roy B, Tandon V (1997) *In vitro* flucicidal effect of leaf extract of *Cannabis sativa* Linn. on the trematode *Fasciolopsis buski*. *Indian Journal of Experimental Biology* 35(1), 80–82.
- Rupasinghe HPV, Davis A, Kumar SK, Murray B, Zheljazkov VD (2020) Industrial hemp (*Cannabis sativa* subsp. *sativa*) as an emerging source for value-added functional food ingredients and nutraceuticals. *Molecules* 25, 4078. doi:10.3390/molecules25184078
- Russo EB, Jiang H-E, Li X, Sutton A, Carboni A, del Bianco F, Mandolino G, Potter DJ, Zhao Y-X, Bera S, Zhang Y-B, Lü E-G, Ferguson DK, Hueber F, Zhao L-C, Liu C-J, Wang Y-F, Li C-S (2008) Phytochemical and genetic analyses of ancient cannabis from Central Asia. *Journal of Experimental Botany* 59, 4171–4182. doi:10.1093/jxb/ern260
- Shrestha NM (1992) Alcohol and drug abuse in Nepal. *British Journal of Addiction* 87, 1241–1248. doi:10.1111/j.1360-0443.1992.tb02733.x
- Silversides FG, Lefrançois MR (2005) The effect of feeding hemp seed meal to laying hens. *British Poultry Science* 46, 231–235. doi:10.1080/0071660500066183
- Simiyu DC, Jang JH, Lee OR (2022) Understanding *Cannabis sativa* L.: current status of propagation, use, legalization, and haploid-inducer-mediated genetic engineering. *Plants* 11, 1236. doi:10.3390/plants11091236
- Simopoulos AP (2002) The importance of the ratio of omega-6/omega-3 essential fatty acids. *Biomedicine & Pharmacotherapy* 56(8), 365–379. doi:10.1016/S0753-3322(02)00253-6
- Skoracka K, Eder P, Łykowska-Szuber L, Dobrowolska A, Krela-Kaźmierczak I (2020) Diet and nutritional factors in male (in)fertility – underestimated factors. *Journal of Clinical Medicine* 9, 1400. doi:10.3390/jcm9051400
- Skřivan M, Englmaierová M, Taubner T, Skřivanová E (2020) Effects of dietary hemp seed and flaxseed on growth performance, meat fatty acid compositions, liver tocopherol concentration and bone strength of cockerels. *Animals* 10, 458. doi:10.3390/ani10030458
- Small E (2015) Evolution and classification of *Cannabis sativa* (marijuana, hemp) in relation to human utilization. *The Botanical Review* 81, 189–294. doi:10.1007/s12229-015-9157-3
- Small E, Marcus D (2002) Hemp: a new crop with new uses for North America. *Trends in New Crops and New Uses* 24, 284–326.
- Sorrentino G (2021) Introduction to emerging industrial applications of cannabis (*Cannabis sativa* L.). *Rendiconti Lincei. Scienze Fisiche e Naturali* 32, 233–243. doi:10.1007/s12210-021-00979-1



- Šťastník O, Jůzl M, Karásek F, Fernandová D, Mrkvicová E, Pavlata L, Nedomová Š, Vyhnánek T, Trojan V, Doležal P (2019) The effect of hempseed expellers on selected quality indicators of broiler chicken's meat. *Acta Veterinaria Brno* **88**, 121–128. doi:10.2754/avb201988010121
- Struik PC, Amaducci S, Bullard MJ, Stutterheim NC, Venturi G, Cromack HTH (2000) Agronomy of fibre hemp (*Cannabis sativa* L.) in Europe. *Industrial Crops and Products* **11**, 107–118. doi:10.1016/S0926-6690(99)00048-5
- Teh S-S, Bekhit A, Birch J (2014) Antioxidative polyphenols from defatted oilseed cakes: effect of solvents. *Antioxidants* **3**, 67–80. doi:10.3390/antiox3010067
- Thompson ST (1993) Preventable causes of male infertility. *World Journal of Urology* **11**, 111–119. doi:10.1007/BF00182038
- Thompson C, Sweitzer R, Gabriel M, Purcell K, Barrett R, Poppenga R (2014) Impacts of rodenticide and insecticide toxicants from marijuana cultivation sites on fisher survival rates in the Sierra National Forest, California. *Conservation Letters* **7**, 91–102. doi:10.1111/conl.12038
- Torres E (1983) 'Green medicine: traditional Mexican American herbal remedies.' (Nieves Press)
- Visković J, Zheljaskov VD, Sikora V, Noller J, Latković D, Ocamb CM, Koren A (2023) Industrial hemp (*Cannabis sativa* L.) agronomy and utilization: a review. *Agronomy* **13**, 931. doi:10.3390/agronomy13030931
- Vonapartis E, Aubin M-P, Seguin P, Mustafa AF, Charron J-B (2015) Seed composition of ten industrial hemp cultivars approved for production in Canada. *Journal of Food Composition and Analysis* **39**, 8–12. doi:10.1016/j.jfca.2014.11.004
- Wagner B, Gerletti P, Fürst P, Keuth O, Bernsmann T, Martin A, Schäfer B, Numata J, Lorenzen MC, Pieper R (2022) Transfer of cannabinoids into the milk of dairy cows fed with industrial hemp could lead to  $\Delta^9$ -THC exposure that exceeds acute reference dose. *Nature Food* **3**(11), 921–932. doi:10.1038/s43016-022-00623-7
- Wang L, Weller CL (2006) Recent advances in extraction of nutraceuticals from plants. *Trends in Food Science & Technology* **17**, 300–312. doi:10.1016/j.tifs.2005.12.004
- Whan LB, West MCL, McClure N, Lewis SEM (2006) Effects of delta-9-tetrahydrocannabinol, the primary psychoactive cannabinoid in marijuana, on human sperm function *in vitro*. *Fertility and Sterility* **85**, 653–660. doi:10.1016/j.fertnstert.2005.08.027
- Wheeler GE, Fields R (1993) Use of an herbal supplement to reduce the effects of stress in intensively housed chickens. In 'International Symposium on medicinal and aromatic plants'. Vol. 344, pp. 496–511. doi:10.17660/ActaHortic.1993.344.57
- World Health Organization (WHO) (2003) 'Diet, nutrition, and the prevention of chronic diseases: report of a joint WHO/FAO expert consultation.' (World Health Organization)
- Wu G (2014) Dietary requirements of synthesizable amino acids by animals: a paradigm shift in protein nutrition. *Journal of Animal Science and Biotechnology* **5**, 34. doi:10.1186/2049-1891-5-34
- Xu Y, Li J, Zhao J, Wang W, Griffin J, Li Y, Bean S, Tilley M, Wang D (2021) Hempseed as a nutritious and healthy human food or animal feed source: a review. *International Journal of Food Science & Technology* **56**, 530–543. doi:10.1111/ijfs.14755
- Zhang Q, Hou Y, Bazer FW, He W, Posey EA, Wu G (2021) Amino acids in swine nutrition and production. In 'Amino acids in nutrition and health: amino acids in the nutrition of companion, zoo and farm animals'. (Ed. G Wu) pp. 81–107. (Springer)
- Zhu Y, Zhou X, Zhu YL, Zhou XW (1997) A preliminary study on the antibacterial activity of 4 traditional Chinese medical herbs and their effects on immune functions. *Chinese Journal of Veterinary Medicine* **23**(12), 21–32.

**Data availability.** Data sharing is not applicable as no new data were generated or analysed during this study.

**Conflicts of interest.** The authors declare that they have no conflicts of interest.

**Declaration of funding.** This research did not receive any specific funding.

**Acknowledgements.** Not applicable.

#### Author affiliations

<sup>A</sup>Agricultural Research Services, Northwest Department of Agriculture and Rural Development, 114 Chris Hani Street, Potchefstroom 2520, South Africa.

<sup>B</sup>Department of Agriculture and Animal Health, College of Agriculture and Environmental Sciences, University of South Africa, Florida 1710, South Africa.