

## Supplementary Material

### **Assembly of Three Lanthanide Coordination Polymers from 2-(4-Carboxybenzyloxy) Benzoic Acid Ligand: Synthesis, Structure, and Fluorescent Properties**

*Shu-Ju Wang,<sup>A</sup> Yi-Hui Jiang,<sup>A</sup> Han-Lin Wu,<sup>A</sup> Li-Xin You,<sup>A,B</sup> Gang Xiong,<sup>A</sup> Fu Ding,<sup>A</sup> and Ya-Guang Sun<sup>A,B</sup>*

<sup>A</sup>Key Laboratory of Inorganic Molecule-Based Chemistry of Liaoning Province, Shenyang University of Chemical Technology, Shenyang 110142, China.

<sup>B</sup>Corresponding authors. Email: youlx@syuct.edu.cn; sunyaguang@syuct.edu.cn

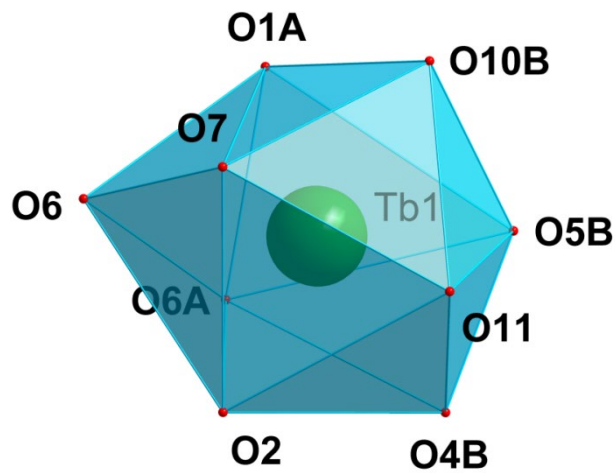


Fig. S1  $\text{Tb}^{3+}$  ion is at the center of a nine-coordinated three-crown prismatic configuration. Symmetry code:  
(A)  $1-x, 1-y, 2-z$ ; (B)  $x, y, 1+z$ .

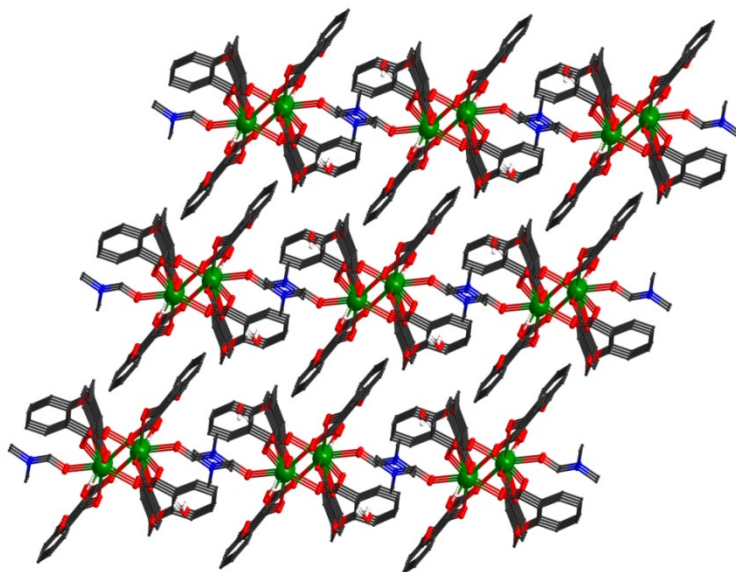
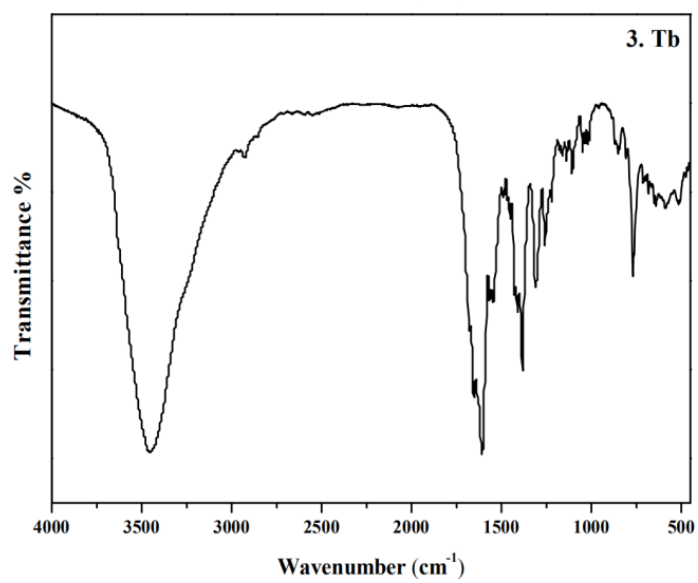
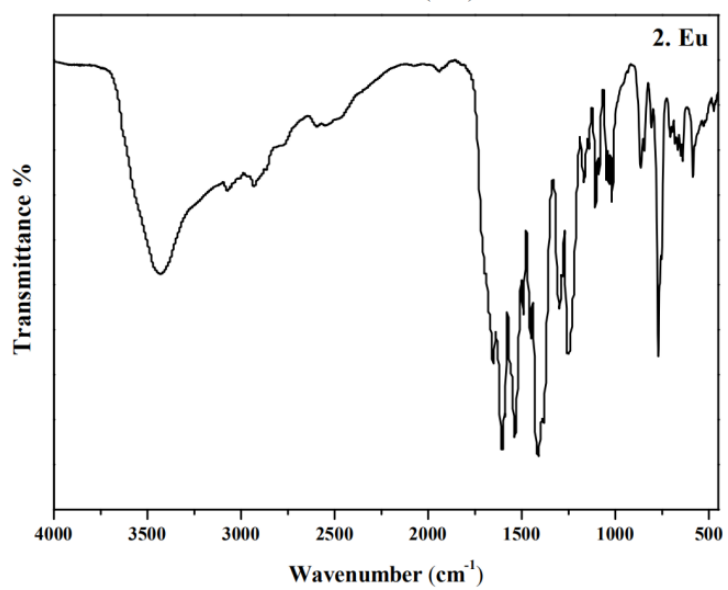
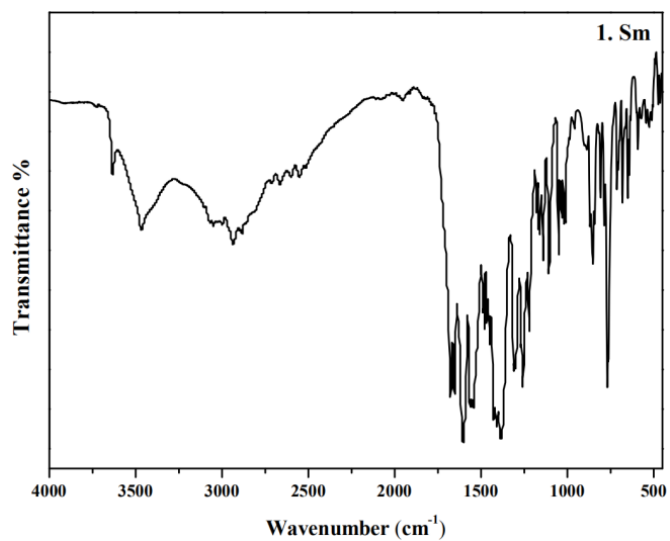


Fig. S2 Three-dimensional view of complex 3.



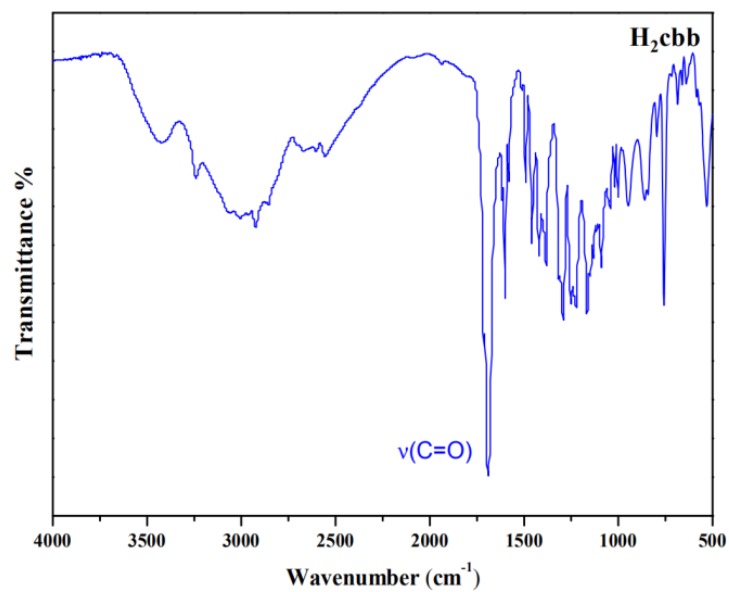
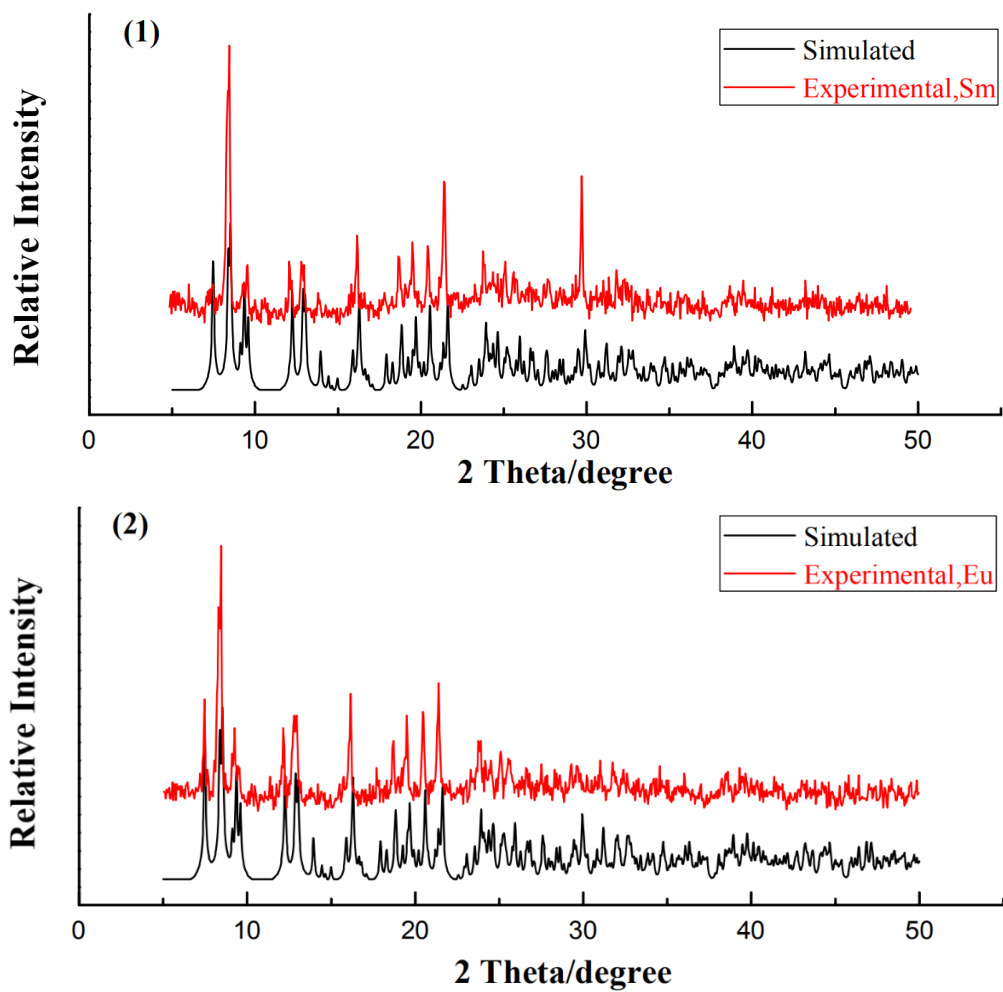


Fig. S3 FT-IR spectra of complexes 1-3 and H<sub>2</sub>cbb.



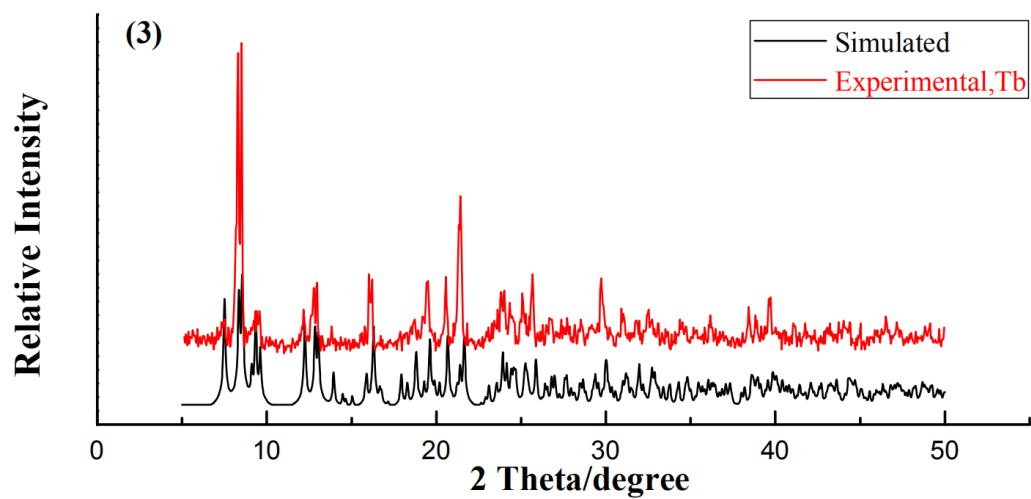


Fig. S4 Experimental (red) and simulated (black) PXRD for 1-3.

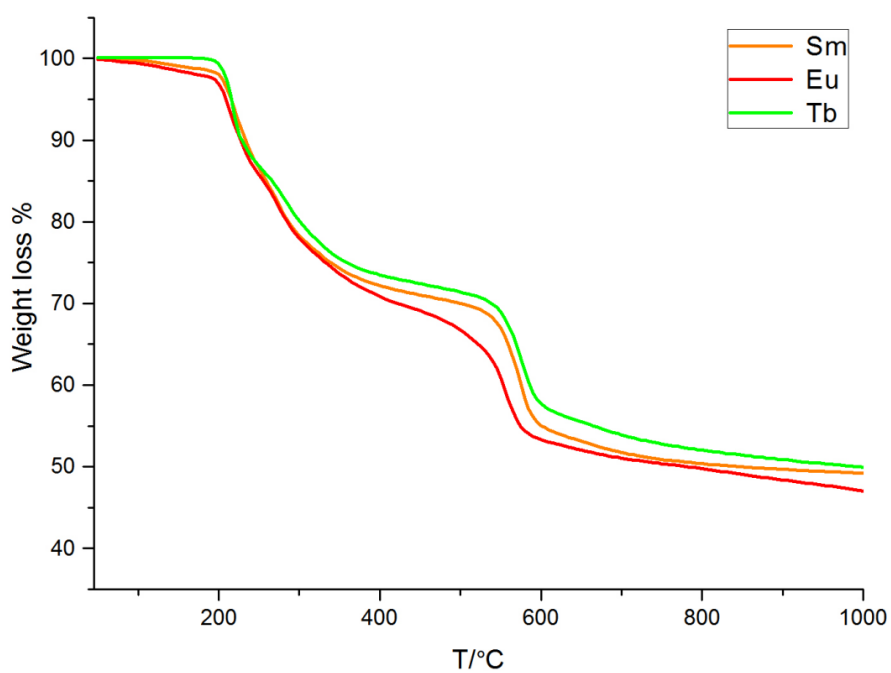


Fig. S5 TGA curves for complexes 1-3.

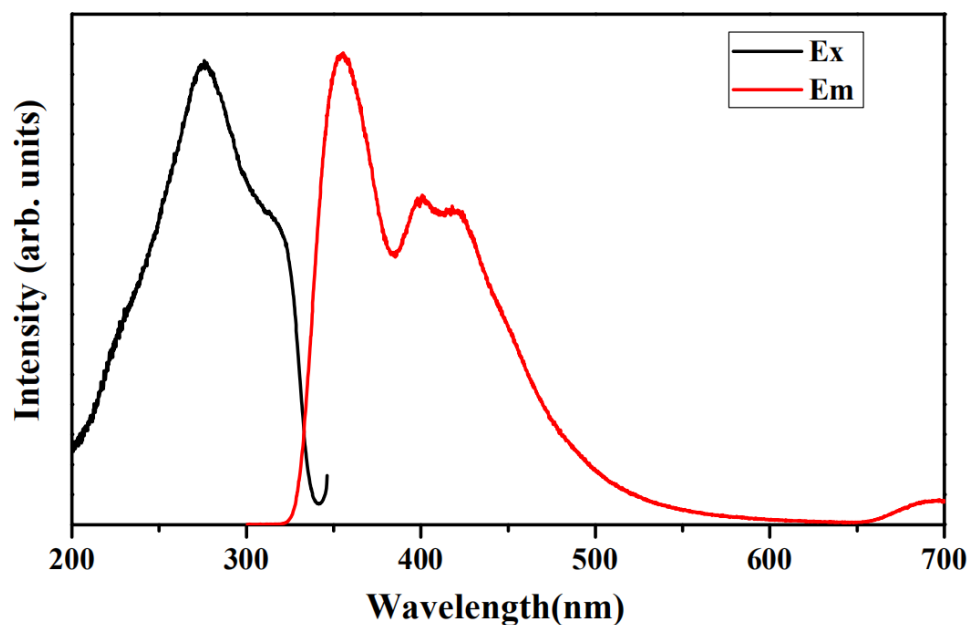


Fig. S6 The excitation and emission spectra of H<sub>2</sub>cbb ligand.

**Table S1** Selected bond lengths (nm) and angles (°)

1					
Sm(1)-O(1)	2.3766(14)	Sm(1)-O(2 <sup>1</sup> )	2.3977(14)	Sm(1)-O(4 <sup>2</sup> )	2.5036(14)
Sm(1)-O(5 <sup>2</sup> )	2.5851(15)	Sm(1)-O(6)	2.3651(14)	Sm(1)-O(6 <sup>1</sup> )	2.6911(14)
Sm(1)-O(7 <sup>1</sup> )	2.4177(14)	Sm(1)-O(10 <sup>2</sup> )	2.5251(14)	Sm(1)-O(11)	2.4535(14)
O(1)-Sm(1)-O(2 <sup>1</sup> )	136.95(5)	O(1)-Sm(1)-O(4 <sup>2</sup> )	89.19(5)	O(1)-Sm(1)-O(5 <sup>2</sup> )	126.96(5)
O(1)-Sm(1)-O(6 <sup>1</sup> )	74.14(4)	O(1)-Sm(1)-O(7 <sup>1</sup> )	93.99(5)	O(1)-Sm(1)-O(10 <sup>2</sup> )	70.92(5)
O(1)-Sm(1)-O(11)	138.92(5)	O(2 <sup>1</sup> )-Sm(1)-O(4 <sup>2</sup> )	123.21(5)	O(2 <sup>1</sup> )-Sm(1)-O(5 <sup>2</sup> )	72.41(5)
O(2 <sup>1</sup> )-Sm(1)-O(6 <sup>1</sup> )	138.04(7)	O(2 <sup>1</sup> )-Sm(1)-O(7 <sup>1</sup> )	49.34(7)	O(2 <sup>1</sup> )-Sm(1)-O(10 <sup>2</sup> )	142.03(5)

O(2 <sup>1</sup> )-Sm(1)-O(11)	80.92(5)	O(4 <sup>2</sup> )-Sm(1)-O(5 <sup>2</sup> )	51.22(4)	O(4 <sup>2</sup> )-Sm(1)-O(6 <sup>1</sup> )	162.46(4)
O(4 <sup>2</sup> )-Sm(1)-O(10 <sup>2</sup> )	70.56(5)	O(5 <sup>2</sup> )-Sm(1)-O(6 <sup>1</sup> )	136.68(4)	O(6)-Sm(1)-O(1)	72.15(5)
O(6)-Sm(1)-O(2 <sup>1</sup> )	77.61(5)	O(6)-Sm(1)-O(4 <sup>2</sup> )	93.91(5)	O(6)-Sm(1)-O(5 <sup>2</sup> )	76.70(5)
O(6)-Sm(1)-O(6 <sup>1</sup> )	76.06(5)	O(6)-Sm(1)-O(7 <sup>1</sup> )	126.67(5)	O(6)-Sm(1)-O(10 <sup>2</sup> )	139.88(5)
O(6)-Sm(1)-O(11)	145.41(5)	O(7 <sup>1</sup> )-Sm(1)-O(4 <sup>2</sup> )	138.21(5)	O(7 <sup>1</sup> )-Sm(1)-O(5 <sup>2</sup> )	138.86(5)
O(7 <sup>1</sup> )-Sm(1)-O(6 <sup>1</sup> )	50.74(4)	O(7 <sup>1</sup> )-Sm(1)-O(10 <sup>2</sup> )	71.28(5)	O(7 <sup>1</sup> )-Sm(1)-O(11)	74.86(5)
O(10 <sup>2</sup> )-Sm(1)-O(5 <sup>2</sup> )	114.71(4)	O(10 <sup>2</sup> )-Sm(1)-O(6 <sup>1</sup> )	107.86(4)	O(11)-Sm(1)-O(4 <sup>2</sup> )	75.68(5)
O(11)-Sm(1)-O(5 <sup>2</sup> )	71.10(5)	O(11)-Sm(1)-O(6 <sup>1</sup> )	120.60(4)	O(11)-Sm(1)-O(10 <sup>2</sup> )	68.05(5)

---

Symmetry transformations used to generate equivalent atoms for **1**:<sup>(1)</sup> 1-x, 1-y, 2-z; <sup>(2)</sup> 1-x, 1-y, 1-z.

---

**2**

---

Eu(1)-O(1)	2.3509(13)	Eu(1)-O(1 <sup>1</sup> )	2.6863(14)	Eu(1)-O(2 <sup>1</sup> )	2.4052(14)
Eu(1)-O(5 <sup>2</sup> )	2.5170(14)	Eu(1)-O(6)	2.3647(14)	Eu(1)-O(7 <sup>1</sup> )	2.3843(14)
Eu(1)-O(8)	2.4380(14)	Eu(1)-O(9 <sup>2</sup> )	2.4862(14)	Eu(1)-O(10 <sup>2</sup> )	2.5812(14)
O(1)-Eu(1)-O(1 <sup>1</sup> )	76.02(5)	O(1)-Eu(1)-O(2 <sup>1</sup> )	126.73(5)	O(1)-Eu(1)-O(5 <sup>2</sup> )	139.98(5)
O(1)-Eu(1)-O(6)	72.34(5)	O(1)-Eu(1)-O(7 <sup>1</sup> )	77.69(5)	O(1)-Eu(1)-O(8)	145.24(5)
O(1)-Eu(1)-O(9 <sup>2</sup> )	93.66(5)	O(1)-Eu(1)-O(10 <sup>2</sup> )	76.43(5)	O(21)-Eu(1)-O(1 <sup>1</sup> )	50.85(4)
O(2 <sup>1</sup> )-Eu(1)-O(5 <sup>2</sup> )	71.16(5)	O(21)-Eu(1)-O(8)	75.00(5)	O(21)-Eu(1)-O(9 <sup>2</sup> )	138.37(5)
O(2 <sup>1</sup> )-Eu(1)-O(10 <sup>2</sup> )	138.93(5)	O(5 <sup>2</sup> )-Eu(1)-O(1 <sup>1</sup> )	107.81(4)	O(5 <sup>2</sup> )-Eu(1)-O(10 <sup>2</sup> )	114.98(4)
O(6)-Eu(1)-O(1 <sup>1</sup> )	74.05(4)	O(6)-Eu(1)-O(2 <sup>1</sup> )	93.89(5)	O(6)-Eu(1)-O(5 <sup>2</sup> )	70.82(5)
O(6)-Eu(1)-O(7 <sup>1</sup> )	137.08(5)	O(6)-Eu(1)-O(8)	138.83(5)	O(6)-Eu(1)-O(9 <sup>2</sup> )	88.99(5)
O(6)-Eu(1)-O(10 <sup>2</sup> )	126.99(5)	O(7 <sup>1</sup> )-Eu(1)-O(1 <sup>1</sup> )	69.34(4)	O(7 <sup>1</sup> )-Eu(1)-O(2 <sup>1</sup> )	80.03(5)
O(7 <sup>1</sup> )-Eu(1)-O(5 <sup>2</sup> )	141.84(5)	O(7 <sup>1</sup> )-Eu(1)-O(8)	80.86(5)	O(7 <sup>1</sup> )-Eu(1)-O(9 <sup>2</sup> )	123.34(5)

O(7 <sup>1</sup> )-Eu(1)-O(10 <sup>2</sup> )	72.35(5)	O(8)-Eu(1)-O(1 <sup>1</sup> )	120.85(5)	O(8)-Eu(1)-O(5 <sup>2</sup> )	68.06(5)
O(8)-Eu(1)-O(9 <sup>2</sup> )	75.80(5)	O(8)-Eu(1)-O(10 <sup>2</sup> )	71.14(5)	O(9 <sup>2</sup> )-Eu(1)-O(1 <sup>1</sup> )	162.11(4)
O(9 <sup>2</sup> )-Eu(1)-O(5 <sup>2</sup> )	70.73(4)	O(9 <sup>2</sup> )-Eu(1)-O(10 <sup>2</sup> )	51.41(4)	O(10 <sup>2</sup> )-Eu(1)-O(1 <sup>1</sup> )	136.50(4)

---

Symmetry transformations used to generate equivalent atoms for **2**: (<sup>1</sup>) 1-x, 1-y, 2-z; (<sup>2</sup>) 1-x, 1-y, 1-z.

---

**3**

---

Tb(1)-O(1)	2.3356(17)	Tb(1)-O(2 <sup>1</sup> )	2.3529(17)	Tb(1)-O(4 <sup>2</sup> )	2.5755(19)
Tb(1)-O(5 <sup>2</sup> )	2.4514(17)	Tb(1)-O(6 <sup>1</sup> )	2.6987(17)	Tb(1)-O(6)	2.3192(17)
Tb(1)-O(7 <sup>1</sup> )	2.3737(17)	Tb(1)-O(10 <sup>2</sup> )	2.5003(18)	Tb(1)-O(11)	2.4058(17)
O(1)-Tb(1)-O(2 <sup>1</sup> )	137.09(6)	O(1)-Tb(1)-O(4 <sup>2</sup> )	127.42(6)	O(1)-Tb(1)-O(5 <sup>2</sup> )	88.76(6)
O(1)-Tb(1)-O(6 <sup>1</sup> )	73.93(6)	O(1)-Tb(1)-O(7 <sup>1</sup> )	93.29(6)	O(1)-Tb(1)-O(10 <sup>2</sup> )	70.57(6)
O(1)-Tb(1)-O(11)	138.74(6)	O(2 <sup>1</sup> )-Tb(1)-O(4 <sup>2</sup> )	72.33(6)	O(2 <sup>1</sup> )-Tb(1)-O(5 <sup>2</sup> )	123.71(6)
O(2 <sup>1</sup> )-Tb(1)-O(6 <sup>1</sup> )	69.02(6)	O(2 <sup>1</sup> )-Tb(1)-O(7 <sup>1</sup> )	79.89(6)	O(2 <sup>1</sup> )-Tb(1)-O(10 <sup>2</sup> )	141.62(6)
O(2 <sup>1</sup> )-Tb(1)-O(11)	80.70(6)	O(4 <sup>2</sup> )-Tb(1)-O(6 <sup>1</sup> )	135.95(6)	O(5 <sup>2</sup> )-Tb(1)-O(4 <sup>2</sup> )	51.74(6)
O(5 <sup>2</sup> )-Tb(1)-O(6 <sup>1</sup> )	135.95(6)	O(5 <sup>2</sup> )-Tb(1)-O(10 <sup>2</sup> )	71.05(6)	O(6)-Tb(1)-O(1)	72.61(6)
O(6)-Tb(1)-O(2 <sup>1</sup> )	78.24(6)	O(6)-Tb(1)-O(4 <sup>2</sup> )	75.82(6)	O(6)-Tb(1)-O(5 <sup>2</sup> )	92.46(6)
O(6)-Tb(1)-O(6 <sup>1</sup> )	76.38(6)	O(6)-Tb(1)-O(7 <sup>1</sup> )	127.22(6)	O(6)-Tb(1)-O(10 <sup>2</sup> )	139.68(6)
O(6)-Tb(1)-O(11)	144.90(6)	O(7 <sup>1</sup> )-Tb(1)-O(4 <sup>2</sup> )	139.13(6)	O(7 <sup>1</sup> )-Tb(1)-O(5 <sup>2</sup> )	138.93(6)
O(7 <sup>1</sup> )-Tb(1)-O(6 <sup>1</sup> )	50.95(5)	O(7 <sup>1</sup> )-Tb(1)-O(10 <sup>2</sup> )	71.09(6)	O(7 <sup>1</sup> )-Tb(1)-O(11)	75.31(6)
O(10 <sup>2</sup> )-Tb(1)-O(4 <sup>2</sup> )	115.32(6)	O(10 <sup>2</sup> )-Tb(1)-O(6 <sup>1</sup> )	108.03(6)	O(11)-Tb(1)-O(4 <sup>2</sup> )	71.16(6)
O(11)-Tb(1)-O(5 <sup>2</sup> )	76.41(6)	O(11)-Tb(1)-O(6 <sup>1</sup> )	121.04(6)	O(11)-Tb(1)-O(10 <sup>2</sup> )	68.21(6)

---



---

Symmetry transformations used to generate equivalent atoms for **3**: <sup>(1)</sup> 1-x, 1-y, 2-z; <sup>(2)</sup> 1-x, 1-y, 1-z.