

Supplementary material

**Systematic revision of the Indo-West Pacific colourful bubble-snails
of the genus *Lamprohaminoea* Habe, 1952 (Cephalaspidea : Haminoeidae)**

Trond R. Oskars^{A,B} and *Manuel António E. Malaquias*^{A,C}

^ASection of Taxonomy and Evolution, Department of Natural History,
University Museum of Bergen, University of Bergen, PB7800, NO-5020 Bergen, Norway.

^BDepartment of Environmental Protection, Fylkesmannen i Møre og Romsdal
(County Governor's office), PO2520, NO-6404 Molde, Norway.

^CCorresponding author. Email: manuel.malaquias@uib.no

Fig. S1. Output of the Automatic Barcode Gap Discovery (ABGD) web-interface (<http://wwwabi.snv.jussieu.fr/public/abgd/>) showing the results of the Kimura (K80) model. Distances. (a). Recovered groups. (b). Histogram of distances. (c). Ranked distances. (d). Initial and recursive partitions. (See next page.)

Initial Partition with prior maximal distance $P=5.99e-02$

Distance K8o Kimura MinSlope=1.500000

Download (left click and save) or see below the tree file corresponding to this partition: click [here](#)



Group [1] n: 6 ;id: TH43 TH49 C34 TH19 MB25 MB26

Group [2] n: 13 ;id: TH63 a325 TH50 a323 C28 TH26 TH64 TH59 TH27 TH28 a324 TH21 a16

Group [3] n: 14 ;id: a333 TH16 TH15 a262 a187 TH76 TH51 TH32 a491 TH62 TH74 a490 a276 a263

Group [4] n: 1 ;id: TH8

Group [5] n: 3 ;id: C36 a211 TH52

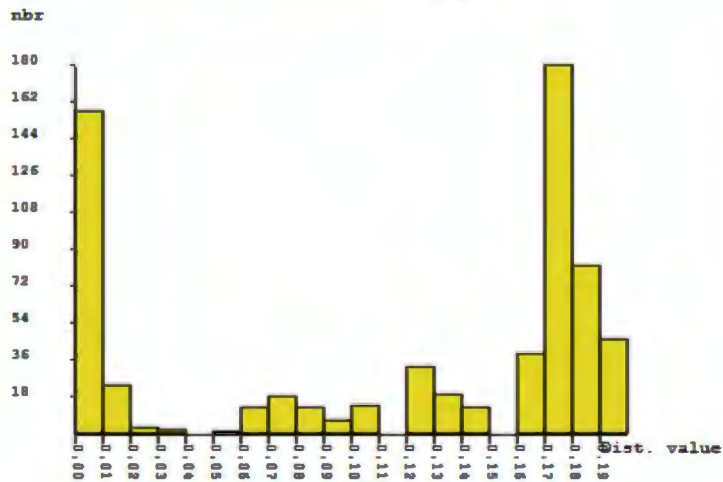
A

ABGD Web results using K8o Kimura mesure of distance Left click [here](#) to save matrix distance file

Data:

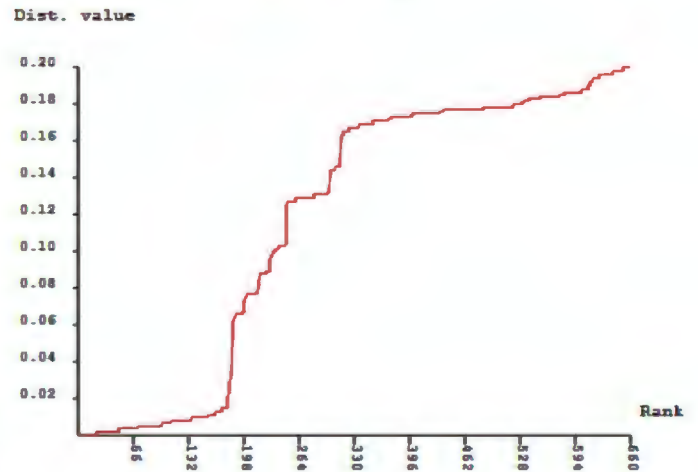
Histogram of distances [\[save\]](#)

B

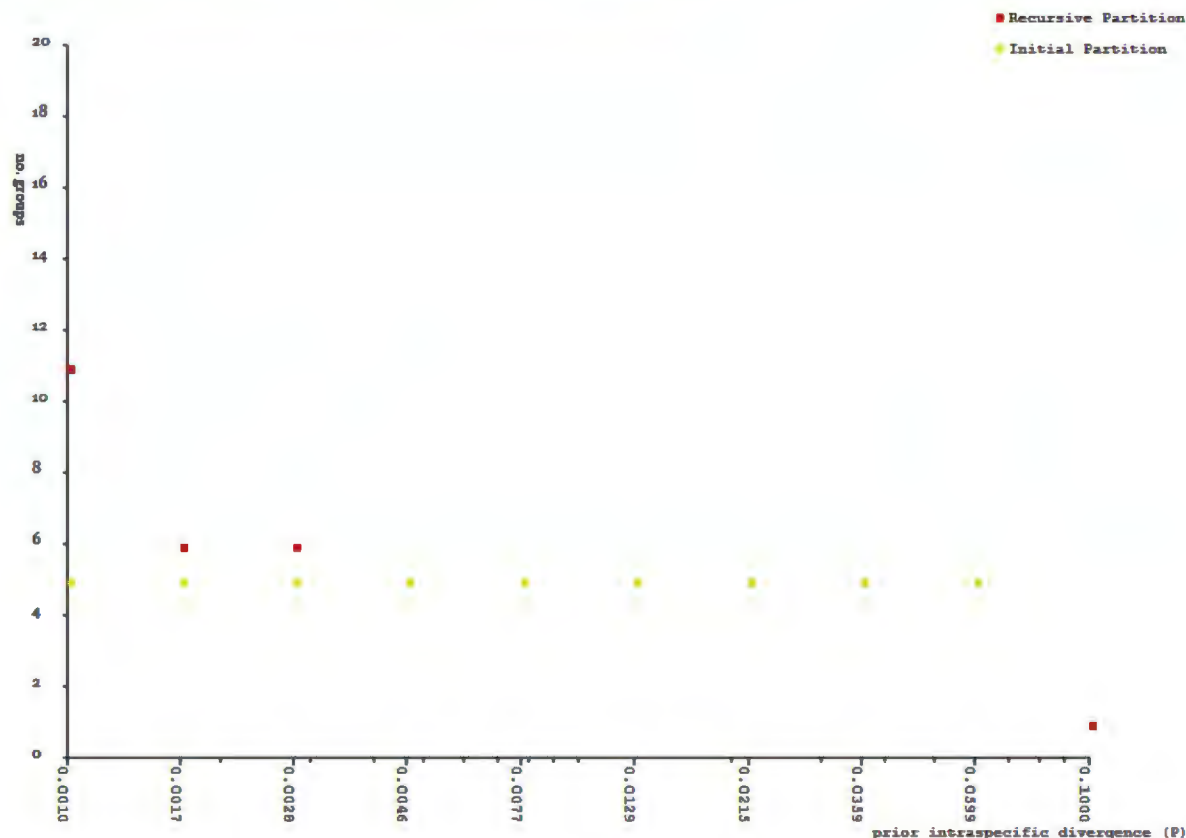


Ranked distances [\[save\]](#)

C



A Click on a symbol will open a new tab/window showing the selected partition



D