

Supplementary material

**Phylogenomic re-evaluation of Triaenonychoidea (Opiliones : Laniatores),
and systematics of Triaenonychidae, including new families, genera and species**

Shahan Derkarabetian^{A,D}, *Caitlin M. Baker*^A, *Marshal Hedin*^B, *Carlos E. Prieto*^C and *Gonzalo Giribet*^A

^AMuseum of Comparative Zoology, Department of Organismic and Evolutionary Biology,
Harvard University, Cambridge, MA 02138, USA.

^BDepartment of Biology, San Diego State University, San Diego, CA 92182, USA.

^CDepartamento de Zoología y Biología Celular Animal, Universidad del País Vasco–EHU, Leioa,
E-48940 Bizkaia, Spain.

^DCorresponding author. Email: sderkarabetian@gmail.com

Table S1. Taxon sample for this study with voucher specimen information and relevant UCE statistics

Yellow cells are historical museum specimens. Orange cells are sequenced with Nova-Seq. Published papers are denoted by an asterisk

Species	Family	Voucher	SRA number	Reads post-quality control	Contigs	UCEs in final matrix
TRIAENONYCHOIDEA						
<i>Acumontia</i> sp.	Triaenonychidae	SDSU_TAC:OP4295	*Derkarabetian <i>et al.</i> (2018)	2766040	348618	424
<i>Adaeulum</i> sp.	Triaenonychidae	MCZ:IZ:138019	SAMN15673315	367408	109042	625
<i>Adaeum</i> sp.	Triaenonychidae	MCZ:IZ:30062	SAMN15673316	4912686	694943	554
<i>Algidia</i> sp.	Triaenonychidae	MCZ:IZ:133223	SAMN15673317	1295961	341046	579
<i>Algidia</i> sp.	Triaenonychidae	MCZ:IZ:133244	SAMN15673318	1654024	390874	606
<i>Allobunus distinctus</i>	Triaenonychidae	TAS167	SAMN15673319	2402458	581307	487
<i>Allonuncia grandis</i>	Triaenonychidae	TAS154	SAMN15673320	1593730	299794	614
<i>Amatola (Cryptobunus)</i> sp.	Triaenonychidae	MCZ:IZ:127007	SAMN15673321	704431	191227	646
<i>Amatola dentifrons</i>	Triaenonychidae	SDSU_TAC:OP4606	SAMN15673322	2905208	958697	517
<i>Americobunus ringueleti</i>	Triaenonychidae	SDSU_TAC:OP4299	*Derkarabetian <i>et al.</i> (2018)	4361359	474456	326
<i>Ankaratrix illota</i>	Triaenonychidae	SDSU_TAC:OP4300	*Derkarabetian <i>et al.</i> (2018)	5303775	727935	410
<i>Ankylonuncia mestoni</i>	Triaenonychidae	TAS029	SAMN15673323	2415539	412652	506
<i>Antongila spinigera</i>	Triaenonychidae	SDSU_TAC:OP4607	SAMN15673324	2304946	597427	588
<i>Araucanobunus juberthiei</i>	Triaenonychidae	MCZ:IZ:152638	SAMN15673325	416516	135901	620
<i>Austromontia</i> sp.	Triaenonychidae	MCZ:IZ:73525	SAMN15673326	801689	186563	664
<i>Biacumontia</i> sp.	Triaenonychidae	MCZ:IZ:73478	*Derkarabetian <i>et al.</i> (2019)	2961486	823592	626
<i>Breviacantha gisleni</i> (imm)	Triaenonychidae	MCZ:IZ:132906	SAMN15673327	446833	99569	558
<i>Bryonuncia distincta</i>	Triaenonychidae	TAS115	SAMN15673328	2317583	567627	544
<i>Callihamina</i> sp.	Triaenonychidae	ZMUC 18A	*Derkarabetian <i>et al.</i> (2019)	837546	391935	631
<i>Callihamus</i> sp.	Triaenonychidae	MCZ:IZ:152666	SAMN15673329	7341136	735102	498
<i>Calliuncus cf. odoratus</i>	Triaenonychidae	SDSU_TAC:OP2778	SAMN15673330	2972807	895284	502
<i>Calliuncus odoratus</i>	Triaenonychidae	TAS229	*Derkarabetian <i>et al.</i> (2019)	1762946	439486	551
<i>Calliuncus</i> sp.	Triaenonychidae	MCZ:IZ:132901	SAMN15673331	12015689	939326	328
<i>Cenefia cf. adaeiformis</i>	Triaenonychidae	MCZ:IZ:135771	*Derkarabetian <i>et al.</i> (2019)	691871	217884	644
<i>Cenefia westlandica</i>	Triaenonychidae	MCZ:IZ:152329	SAMN15673332	3994588	215776	625
<i>Ceratomontia argentina</i>	Triaenonychidae	MCZ:IZ:152640	SAMN15673333	414574	129392	594
<i>Ceratomontia</i> sp.	Triaenonychidae	SDSU_TAC:OP4296	*Derkarabetian <i>et al.</i> (2018)	5754767	365826	307
<i>Chrestobunus fuscus</i>	Triaenonychidae	TAS074	SAMN15673334	1726257	432385	567
<i>Cluniella distincta</i>	Triaenonychidae	MCZ:IZ:150624	SAMN15673335	430883	117047	590
<i>Cluniella</i> sp.	Triaenonychidae	MCZ:IZ:23247	SAMN15673336	352165	108043	604
<i>Decarynella gracilipes</i>	Triaenonychidae	CASENT9040838	SAMN15673337	748892	148896	630
<i>Diaenobunus armatus</i>	Triaenonychidae	MCZ:IZ:151609_2	SAMN15673338	790259	229231	647
<i>Diasia michaelsonii</i>	Triaenonychidae	MCZ:IZ:138126	*Derkarabetian <i>et al.</i> (2019)	554290	190595	628
<i>Dingupa glauerti</i>	Triaenonychidae	MCZ:IZ:132874	SAMN15673339	577477	163350	636
<i>Dingupa glauerti</i>	Triaenonychidae	MCZ:IZ:132894	SAMN15673340	3265217	824650	611
<i>Equitius montanus</i>	Triaenonychidae	MCZ:IZ:133934	*Derkarabetian <i>et al.</i> (2019)	2094327	570596	512
' <i>Equitius</i> ' (cf. <i>Monoxyomma</i>)	Triaenonychidae	ZMUC Aus10b DNA106042	SAMN15673341	3050600	682026	623
' <i>Equitius</i> ' (cf. <i>Monoxyomma</i>)	Triaenonychidae	MCZ:IZ:152643	SAMN15673342	9270323	824847	515
<i>Glyptobunus signatus</i>	Triaenonychidae	TAS132	SAMN15673343	1606486	398701	557
<i>Graemontia</i> sp.	Triaenonychidae	MCZ:IZ:73486	SAMN15673344	733616	214997	645
<i>Hedwiga manubriata</i>	Triaenonychidae	MCZ:IZ:133237	SAMN15673345	1584223	425401	586
<i>Hedwiga manubriata</i>	Triaenonychidae	MCZ:IZ:136129	SAMN15673346	1991711	632045	635
<i>Hendea myersi</i>	Triaenonychidae	MCZ:IZ:133379	SAMN15673347	2312421	616313	634

Species	Family	Voucher	SRA number	Reads post-quality control	Contigs	UCEs in final matrix
<i>Hendea oconnori</i>	Trienonychidae	SDSU_TAC:OP4612	SAMN15673348	2883093	904544	597
<i>Hendeola</i> sp.	Trienonychidae	MCZ:IZ:133092	SAMN15673349	726250	130115	647
<i>Hendeola</i> sp.	Trienonychidae	MCZ:IZ:149488	SAMN15673350	948515	184995	630
<i>Heteronuncia robusta</i>	Trienonychidae	MCZ:IZ:35919	*Derkarabetian <i>et al.</i> (2019)	141542	17215	96
<i>Hickmanoxyomma cavaticum</i>	Trienonychidae	TAS081	*Derkarabetian <i>et al.</i> (2019)	1581858	304350	454
<i>Hickmanoxyomma tasmanicum</i>	Trienonychidae	TAS394	SAMN15673351	1611946	333694	469
<i>Hickmanoxyomma tasmanicum</i>	Trienonychidae	WSU10032	SAMN15673352	523773	117990	646
<i>Holonuncia</i> sp.	Trienonychidae	SDSU_TAC:OP2781	SAMN15673353	2356812	563877	452
<i>Hovanuncia</i> sp.	Trienonychidae	CASENT9040838	*Derkarabetian <i>et al.</i> (2019)	2802241	916552	622
<i>Karamea lobata lobata</i>	Trienonychidae	MCZ:IZ:29301	SAMN15673354	2762897	791440	602
<i>Karamea tricerata</i>	Trienonychidae	MCZ:IZ:64653_1	SAMN15673355	686195	121081	588
<i>Karamea tuthilli</i>	Trienonychidae	MCZ:IZ:29556_3	SAMN15673356	604228	54562	572
<i>Larifuga</i> sp.	Trienonychidae	MCZ:IZ:49524	SAMN15673357	558201	142582	641
<i>Larifugella</i> sp.	Trienonychidae	SDSU_TAC:OP55	*Derkarabetian <i>et al.</i> (2019)	4044628	1305302	619
<i>Larifugella</i> sp.	Trienonychidae	MCZ:IZ:132916	SAMN15673358	797894	348375	373
<i>Lizamontia</i> sp.	Trienonychidae	MCZ:IZ:88577	SAMN15673359	343393	71926	598
<i>Mensamontia</i> sp.	Trienonychidae	MCZ:IZ:73453	SAMN15673360	605568	169676	599
<i>Mestonia acris</i>	Trienonychidae	TAS063	SAMN15673361	1578909	363719	534
<i>Micromontia flava</i>	Trienonychidae	MCZ:IZ:88285	SAMN15673362	3174203	518277	645
<i>Miobunus thoracicus</i>	Trienonychidae	TAS322	SAMN15673363	2413817	518385	562
<i>Monomontia</i> sp.	Trienonychidae	MCZ:IZ:58975	SAMN15673364	976013	185443	645
<i>Nahuelonyx nasutus</i>	Trienonychidae	CASENT9027532	SAMN15673365	2601818	787722	620
new genus B Australia	Trienonychidae	ZMUC Aus025b DNA106091	*Derkarabetian <i>et al.</i> (2019)	294672	142760	643
new genus B Australia	Trienonychidae	ZMUC Aus025b 32A	*Derkarabetian <i>et al.</i> (2019)	883638	467808	678
new genus Chile	Trienonychidae	MCZ:IZ:138057	SAMN15673366	2877242	879731	670
<i>Notonuncia diversa</i>	Trienonychidae	TAS059	SAMN15673367	1538100	582356	621
<i>Nucina silvestris</i>	Trienonychidae	TAS263	SAMN15673368	1636378	411684	611
<i>Nuncia americana</i>	Trienonychidae	SDSU_TAC:OP4609	SAMN15673369	2483813	592043	524
<i>Nuncia chilensis</i>	Trienonychidae	SDSU_TAC:OP4297	*Derkarabetian <i>et al.</i> (2018)	1621015	217252	130
<i>Nuncia</i> sp.	Trienonychidae	MCZ:IZ:152213	SAMN15673370	4482899	898091	535
<i>Nuncia</i> sp.	Trienonychidae	MCZ:IZ:58597	SAMN15673371	2430652	489906	530
<i>Nuncia</i> sp.	Trienonychidae	SDSU_TAC:OP4298	*Derkarabetian <i>et al.</i> (2018)	5503751	1341887	281
<i>Nuncia verrucosa</i>	Trienonychidae	MCZ:IZ:138122	SAMN15673372	710617	183347	582
<i>Nunciella cheliplus</i>	Trienonychidae	SDSU_TAC:OP2780	SAMN15673373	2347875	639910	580
<i>Nunciella kangarooensis</i>	Trienonychidae	MCZ:IZ:152566	SAMN15673374	5530774	701072	295
<i>Nunciella aspera</i>	Trienonychidae	MCZ:IZ:132908	SAMN15673375	20441918	1449465	114
<i>Nunciella</i> sp. Rottneest	Trienonychidae	MCZ:IZ:35908	SAMN15673376	534745	27758	240
<i>Nunciella tasmaniensis</i>	Trienonychidae	TAS344	SAMN15673377	1812164	503636	606
<i>Nuncioides infrequens</i>	Trienonychidae	TAS100	SAMN15673378	3484746	693830	615
<i>Odontonuncia saltuensis</i>	Trienonychidae	WSU10007	SAMN15673379	465353	92443	607
<i>Paramontia</i> sp.	Trienonychidae	MCZ:IZ:132878	SAMN15673380	549636	141284	620
<i>Paramontia</i> sp.	Trienonychidae	MCZ:IZ:83927	SAMN15673381	608295	167502	626
<i>Paranuncia gigantea</i>	Trienonychidae	TAS242	*Derkarabetian <i>et al.</i> (2019)	1453017	309996	517
<i>Paranuncia ingens</i>	Trienonychidae	MCZ:IZ:48421	SAMN15673382	864243	54976	49
cf. <i>Paranuncia</i>	Trienonychidae	ZMUC Aus025b DNA106089	SAMN15673383	627896	131098	623
<i>Paulianyx</i> sp.	Trienonychidae	CASENT9040819	SAMN15673384	781009	161323	648
<i>Phanerobunus hebes</i>	Trienonychidae	TAS021	SAMN15673385	3638350	773174	501
<i>Phoxobunus</i> sp.	Trienonychidae	TAS323	SAMN15673386	2258478	675529	577
<i>Picunchenops spelaesus</i>	Trienonychidae	MCZ:IZ:152639	SAMN15673387	412586	102051	622

Species	Family	Voucher	SRA number	Reads post-quality control	Contigs	UCEs in final matrix
<i>Planimontia goodnighorum</i>	Triaeonychidae	MCZ:IZ:133943	SAMN15673388	811355	189228	603
<i>Prasma</i> sp.	Triaeonychidae	MCZ:IZ:133105	SAMN15673389	4008728	1446722	597
<i>Prasma tuberculata mulsa</i>	Triaeonychidae	SDSU_TAC:OP4613	SAMN15673390	2726208	511358	461
<i>Pristobunus heterus</i>	Triaeonychidae	MCZ:IZ:133243	SAMN15673391	4219980	1183361	523
<i>Pristobunus</i> sp.	Triaeonychidae	MCZ:IZ:133422	*Derkarabetian <i>et al.</i> (2019)	2982420	944411	537
<i>Pyenganella striata</i>	Triaeonychidae	TAS386	SAMN15673392	1707522	397851	532
<i>Rhynchobunus arrogans</i>	Triaeonychidae	TAS145	SAMN15673393	1153840	267535	569
<i>Roewerania</i> sp.	Triaeonychidae	MCZ:IZ:86756	SAMN15673394	2241515	471339	643
<i>Rostromontia</i> sp.	Triaeonychidae	MCZ:IZ:148968	SAMN15673395	334358	98160	563
<i>Sorensenella</i> sp.	Triaeonychidae	MCZ:IZ:132849	SAMN15673396	1777861	461807	557
<i>Sorensenella</i> sp.	Triaeonychidae	MCZ:IZ:133417	SAMN15673397	1669273	477910	570
<i>Speleomontia cavernicola</i>	Triaeonychidae	MCZ:IZ:132910	SAMN15673398	3169529	974833	640
<i>Tasmanobunus parvus</i>	Triaeonychidae	TAS288	SAMN15673399	1042974	213814	529
<i>Tasmanonyx montanus</i>	Triaeonychidae	TAS038	SAMN15673400	1498467	466214	590
<i>Thelbunus mirabilis</i>	Triaeonychidae	TAS337	SAMN15673401	1635949	296565	484
<i>Triaeonobunus armstrongi</i>	Triaeonychidae	MCZ:IZ:58944	*Derkarabetian <i>et al.</i> (2019)	3351608	802711	561
<i>Triaeonobunus asper</i>	Triaeonychidae	TAS451	SAMN15673402	3317184	955882	533
<i>Triaeonobunus pectinatus</i>	Triaeonychidae	TAS011	SAMN15673403	1724134	462281	503
<i>cf. Triaeonobunus</i>	Triaeonychidae	ZMUC 21B	*Derkarabetian <i>et al.</i> (2019)	404246	142389	579
Triaeonychidae sp. Madagascar	Triaeonychidae	MCZ:IZ:52828	*Derkarabetian <i>et al.</i> (2019)	83842	28541	310
Triaeonychidae sp. Australia	Triaeonychidae	MCZ:IZ:23313	SAMN15673404	1179566	332013	518
Triaeonychidae sp. Australia	Triaeonychidae	MCZ:IZ:152660	SAMN15673405	6828844	610293	494
Triaeonychidae sp. Australia	Triaeonychidae	SDSU_TAC:OP2779	SAMN15673406	2180233	508527	479
<i>Triaeononychoides breviops</i>	Triaeonychidae	MCZ:IZ:31332	*Derkarabetian <i>et al.</i> (2019)	994227	94932	236
<i>Triaeononyx rapax</i>	Triaeonychidae	SDSU_TAC:OP4610	SAMN15673407	4054800	921146	508
<i>Triconobunus horridus</i>	Triaeonychidae	MCZ:IZ:151590 2	SAMN15673408	894974	242656	610
<i>Triregia fairburni</i>	Triaeonychidae	MCZ:IZ:135963	SAMN15673409	328963	85192	635
<i>Triregia fairburni grata</i>	Triaeonychidae	MCZ:IZ:135450	SAMN15673410	544315	126865	600
<i>Valdivionyx crassipes</i>	Triaeonychidae	SDSU_TAC:OP4611	*Derkarabetian <i>et al.</i> (2019)	3220859	862068	606
<i>Yatala aspera</i>	Triaeonychidae	MCZ:IZ:23106	SAMN15673411	421519	123515	631
<i>Flavonuncia</i> sp.	Buemarinoidea	MCZ:IZ:23002	SAMN15673412	20611700	904600	636
<i>Flavonuncia</i> sp.	Buemarinoidea	SDSU_TAC:OP4608	SAMN15673413	2528620	505713	505
<i>Fumontana deprehendor</i>	Buemarinoidea	SDSU_TAC:OP264	*Derkarabetian <i>et al.</i> (2018)	2044896	457547	380
<i>Fumontana deprehendor</i>	Buemarinoidea	SDSU_TAC:OP623	*Starrett <i>et al.</i> (2017)	1174121	207254	508
<i>Turonychus fadriquei</i>	Buemarinoidea	MCZ:IZ:152705	SAMN15673414	6141453	31704	149
<i>Turonychus fadriquei</i>	Buemarinoidea	MCZ:IZ:152706	SAMN15673415	5892057	44650	496
<i>Abaddon despoliator</i>	Lomanellidae	MCZ:IZ:132893	SAMN15673416	628640	222205	599
<i>Abaddon despoliator</i>	Lomanellidae	MCZ:IZ:134472	SAMN15673417	1172063	134295	210
<i>Lomanella raniceps</i>	Lomanellidae	TAS071	SAMN15673418	2103673	509628	490
<i>Lomanella troglophilia</i>	Lomanellidae	TAS212	SAMN15673419	2384797	510107	432
<i>Synthetonychia</i> sp.	Synthetonychiidae	SDSU_TAC:OP4293	*Derkarabetian <i>et al.</i> (2018)	8658412	937946	539
<i>Synthetonychia</i> sp.	Synthetonychiidae	SDSU_TAC:OP4294	*Derkarabetian <i>et al.</i> (2018)	1970199	623409	429
TRAVUNIOIDEA						
<i>Briggsus pacificus</i>	Travunioidea: Cladonychiidae	SDSU_TAC:OP3625	*Starrett <i>et al.</i> (2017)	1267279	335577	547
<i>Erebomaster acanthinus</i>	Travunioidea: Cladonychiidae	SDSU_TAC:OP1603	*Derkarabetian <i>et al.</i> (2018)	5069444	1140147	474
<i>Hadziani clavigera</i>	Travunioidea: Cladonychiidae	SDSU_TAC:OP2770	*Derkarabetian <i>et al.</i> (2018)	6310396	1326821	560
<i>Holoscotolemon unicolor</i>	Travunioidea: Cladonychiidae	SDSU_TAC:OP2771	*Derkarabetian <i>et al.</i> (2018)	4254043	1031518	482
<i>Isolachus spinosus</i>	Travunioidea: Cladonychiidae	SDSU_TAC:OP3630	*Derkarabetian <i>et al.</i> (2018)	5642668	1737067	507
<i>Speleonychia sengeri</i>	Travunioidea: Cladonychiidae	SDSU_TAC:OP1679	*Derkarabetian <i>et al.</i> (2018)	9616265	1976815	575

Species	Family	Voucher	SRA number	Reads post-quality control	Contigs	UCEs in final matrix
<i>Theromaster brunneus</i>	Travunioidea: Cladonychiidae	SDSU_TAC:OP1610	*Derkarabetian <i>et al.</i> (2018)	7562637	1243878	519
<i>Cryptomaster leviathan</i>	Travunioidea: Cryptomastridae	SDSU_TAC:OP3794	*Derkarabetian <i>et al.</i> (2018)	6316217	1204480	540
<i>Speleomaster lexi</i>	Travunioidea: Cryptomastridae	SDSU_TAC:OP1692	*Derkarabetian <i>et al.</i> (2018)	4987279	810905	531
<i>Yuria pulchra</i>	Travunioidea: incertae sedis	SDSU_TAC:OP4263	*Derkarabetian <i>et al.</i> (2018)	6758709	711591	499
<i>Izunonychus ohruui</i>	Travunioidea: Paranonychidae	SDSU_TAC:OP2158	*Derkarabetian <i>et al.</i> (2018)	4656703	1035956	522
<i>Kainonychus akamai</i>	Travunioidea: Paranonychidae	SDSU_TAC:OP4222	*Derkarabetian <i>et al.</i> (2018)	4948427	687911	447
<i>Kaolinonychus coreanus</i>	Travunioidea: Paranonychidae	SDSU_TAC:OP4291	*Derkarabetian <i>et al.</i> (2018)	15727941	907990	621
<i>Metanippononychus sp.</i>	Travunioidea: Paranonychidae	SDSU_TAC:OP4076	*Derkarabetian <i>et al.</i> (2018)	5805012	1199171	509
<i>Metanonychus setulus</i>	Travunioidea: Paranonychidae	SDSU_TAC:OP3744	*Derkarabetian <i>et al.</i> (2018)	6444996	1624380	542
<i>Nippononychus japonicus</i>	Travunioidea: Paranonychidae	SDSU_TAC:OP4079	*Derkarabetian <i>et al.</i> (2018)	6465594	790006	554
<i>Paranonychus brunneus</i>	Travunioidea: Paranonychidae	SDSU_TAC:OP3427	*Derkarabetian <i>et al.</i> (2018)	7347599	195672	299
<i>Paranonychus fuscus</i>	Travunioidea: Paranonychidae	SDSU_TAC:OP3966	*Derkarabetian <i>et al.</i> (2018)	4200897	381460	360
<i>Sclerobunus robustus</i>	Travunioidea: Paranonychidae	SDSU_TAC:OP1167	*Derkarabetian <i>et al.</i> (2018)	3782834	1151712	506
<i>Zuma acuta</i>	Travunioidea: Paranonychidae	SDSU_TAC:OP3973	*Derkarabetian <i>et al.</i> (2018)	3103773	750727	513
<i>Zuma tioga</i>	Travunioidea: Paranonychidae	SDSU_TAC:OP1047	*Derkarabetian <i>et al.</i> (2018)	1888919	714927	472
<i>Travunia jandai</i>	Travunioidea: Travuniidae	SDSU_TAC:OP4617	*Derkarabetian <i>et al.</i> (2018)	314772	93104	450
<i>Trojanella serbica</i>	Travunioidea: Travuniidae	SDSU_TAC:OP2508	*Derkarabetian <i>et al.</i> (2018)	7477528	736329	566
GRASSATOIRES						
<i>Hinzuanus sp.</i>	Grassatores: Biantidae	SDSU_TAC:OP4301	*Derkarabetian <i>et al.</i> (2018)	5389245	475303	259
<i>Vonones sayi</i>	Grassatores: Cosmetidae	SDSU_TAC:OP3125	*Derkarabetian <i>et al.</i> (2018)	9729145	737506	297
<i>Pseudobiantes japonica</i>	Grassatores: Epedanidae	SDSU_TAC:OP4292	*Derkarabetian <i>et al.</i> (2018)	13684353	1084282	471
<i>Bishopella laciniosa</i>	Grassatores: Phalangodidae	SDSU_TAC:OP569	*Starrett <i>et al.</i> (2017)	1385611	287985	512
OUTGROUPS						
<i>Siro boyerae</i>	Cyphophthalmi	SDSU_TAC:OP3383	*Starrett <i>et al.</i> (2017)	1179969	209999	538
<i>Sabacon cavicolens</i>	Dyspnoi	SDSU_TAC:OP1518	*Starrett <i>et al.</i> (2017)	907152	119862	483
<i>Leiobunum calcar</i>	Eupnoi	SDSU_TAC:OP1089	*Starrett <i>et al.</i> (2017)	1242038	329369	443
		Previously published		59	Average All	526
		Newly sequenced		105	Triaenonychoidea	535
		Total		164	Historical sample	412

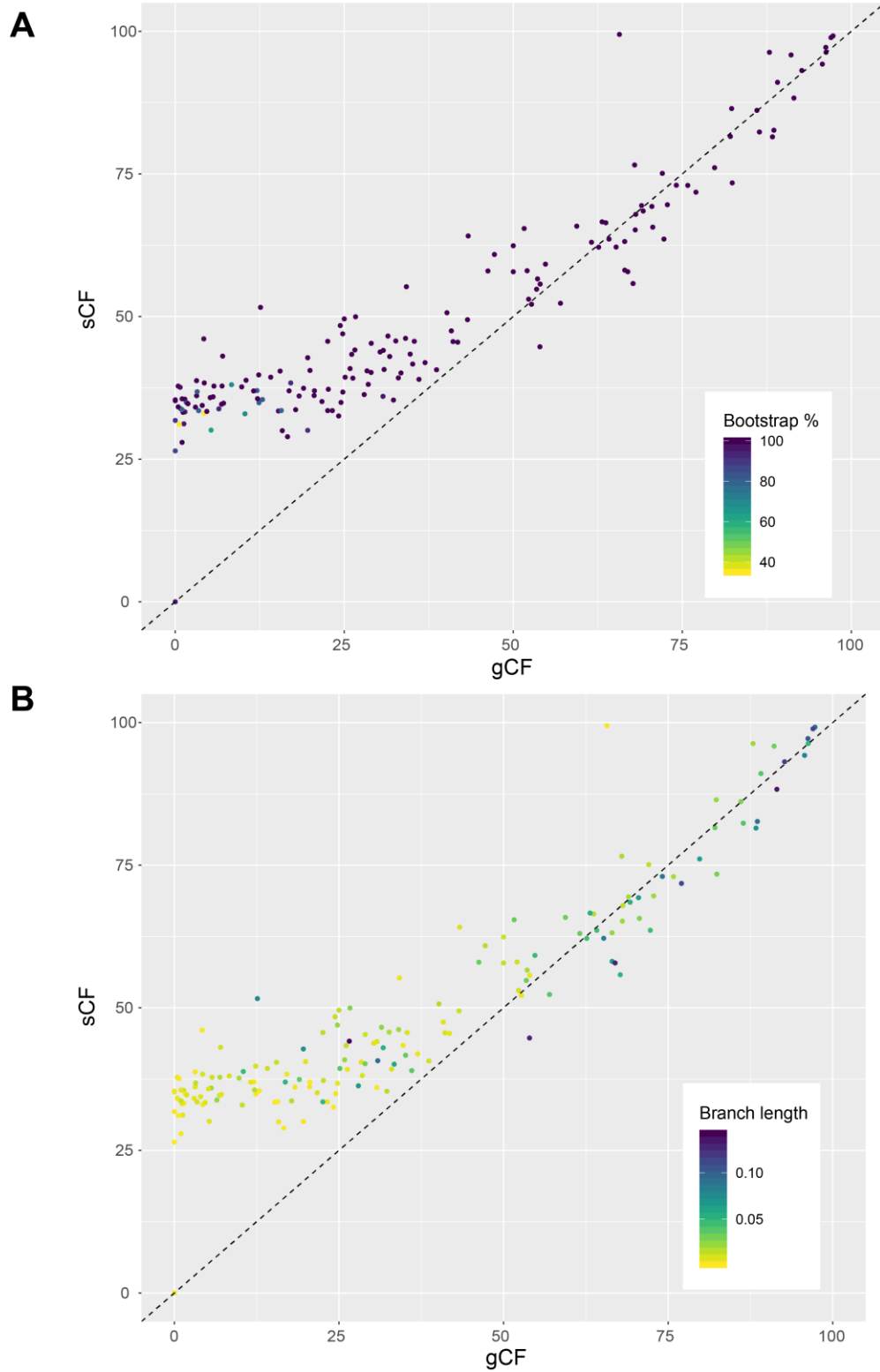


Fig. S1. Concordance factor plots based on IQ-TREE phylogeny. (A) gCF and sCF values for each bipartition coloured according to bootstrap percentage of that bipartition. (B) gCF and sCF values for each bipartition coloured according to branch length leading to that bipartition.

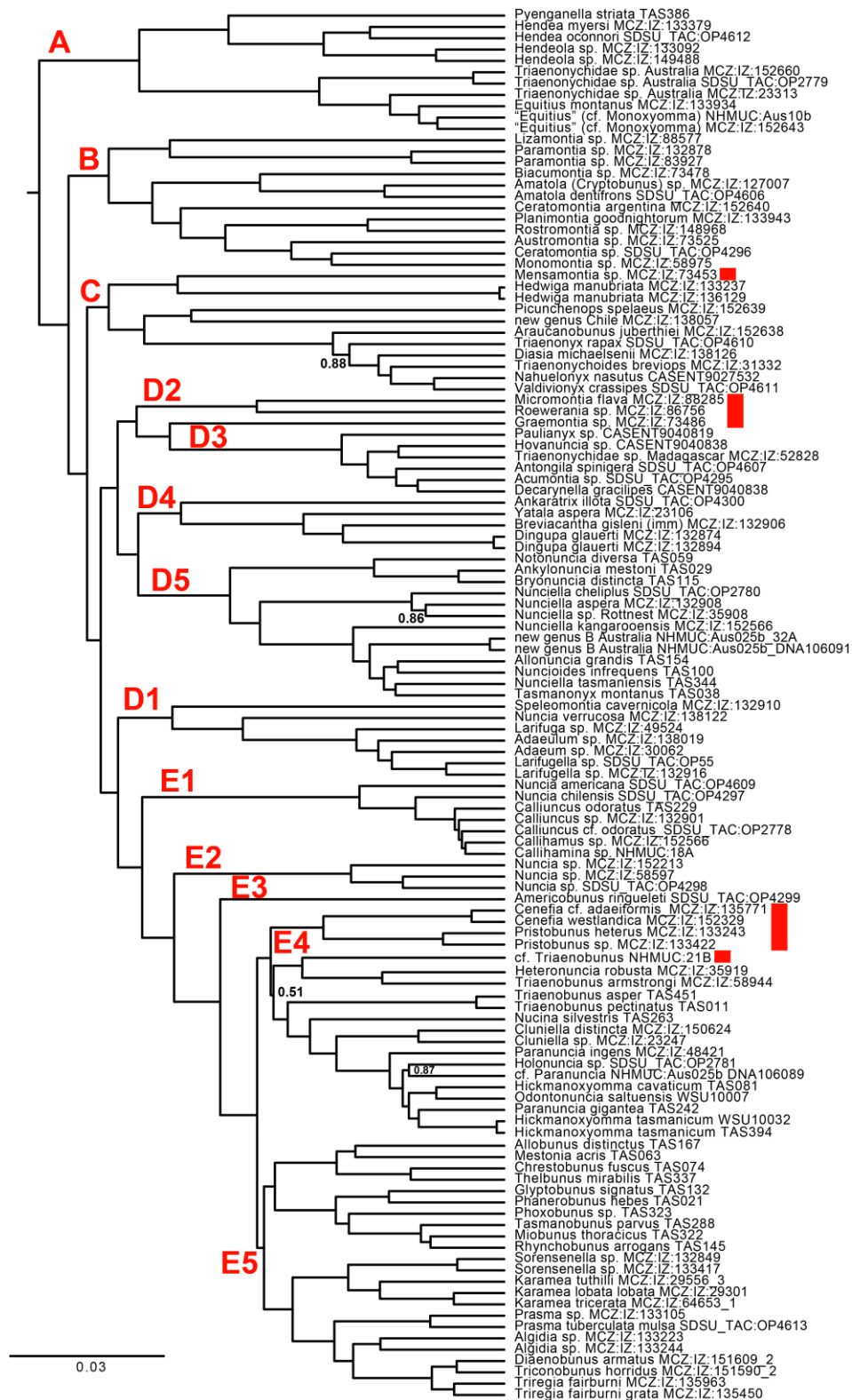


Fig. S2. Phylogenomic relationships within Triaenonychidae, with emphasis on family-level divergences within Triaenonychoidea. Phylogeny is derived from the BEAST analysis. Nodes are fully supported with >0.95 posterior probability, unless indicated otherwise. Red boxes on right side denote lineages that differ in placement relative to IQ-TREE analysis.

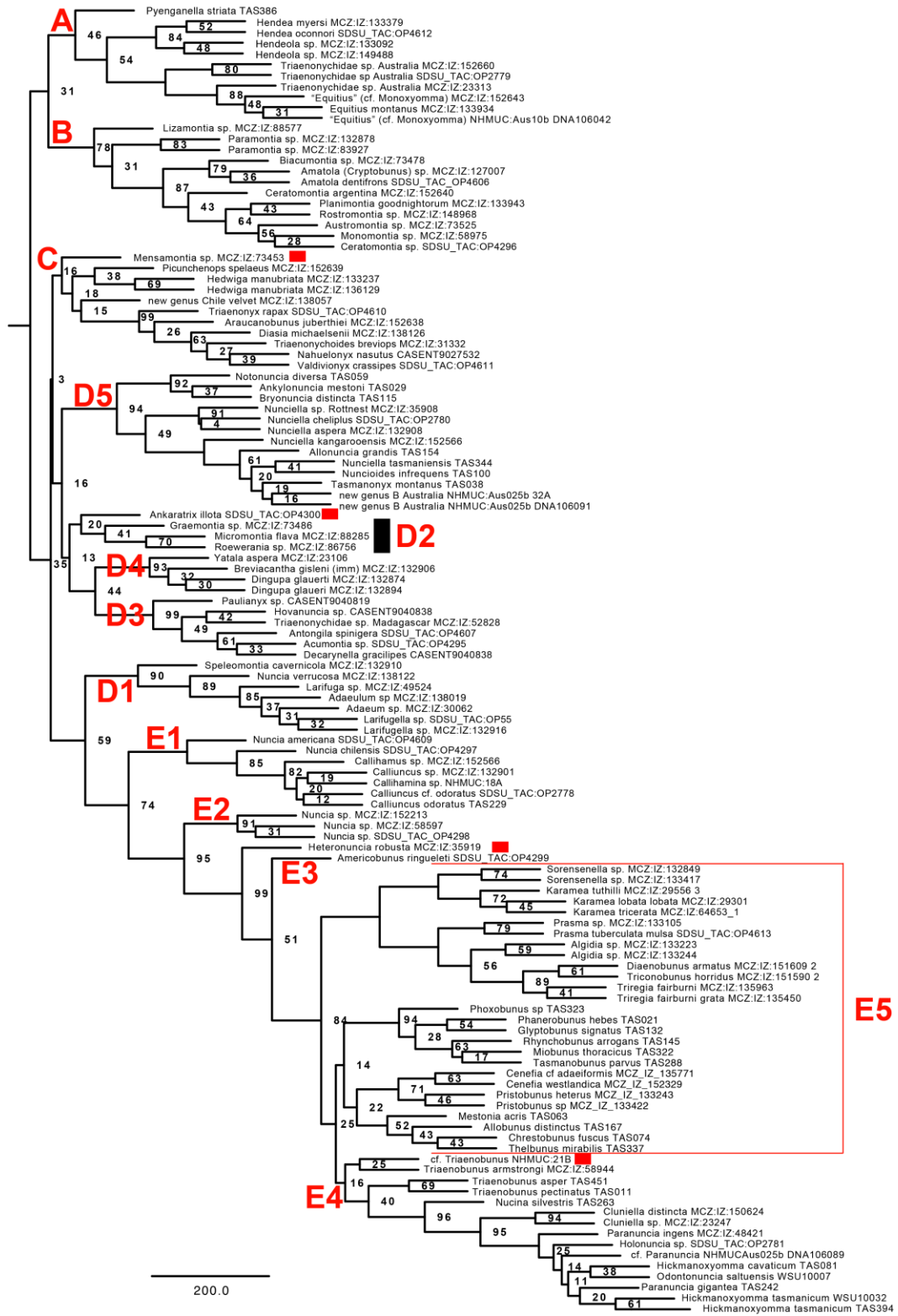


Fig. S3. Phylogenomic relationships within Triaenonychidae, with emphasis on family-level divergences within Triaenonychoidea. Phylogeny is derived from the SVDQuartets analysis. Nodes without support values have 100% bootstrap probability. Red boxes on right side denote lineages that differ in placement relative to IQ-TREE analysis.




Fig. S4. General morphology of *Abaddon despoliator* gen. nov., sp. nov. (A–B) holotype male MCZ:IZ:134472_3; (A) dorsal, (B) ventral. (C, E) female paratype MCZ:IZ:134472_1; (C) dorsal, (E) lateral. (D, F) paratype male MCZ:IZ:132893_3; (D) dorsal, (F) lateral. Scale bars: 1 mm.

Table S2. Triaenonychoidea species checklist

Family	Clade	Genus	Species	Subspecies	Author	Reference images for male genitalia
Buemarinoidea		<i>Buemarinoa</i>	<i>patrizii</i>		Roewer, 1956	Karaman 2019, fig 8b, 9a
Buemarinoidea		<i>Flavonuncia</i>	<i>pupilla</i>		Lawrence, 1959	Lawrence 1959, fig. 4c
Buemarinoidea		<i>Fumontana</i>	<i>deprehendor</i>		Shear, 1977	Shear 1977, fig 5,6; Thomas and Hedin 2008, fig. 10–15
Buemarinoidea		<i>Turonychus</i>	<i>fadriquei</i>		Derkarabetian, Prieto, & Giribet	Derkarabetian <i>et al.</i> (2020), fig. 7b
Lomanellidae		<i>Abaddon</i>	<i>despoliator</i>		Derkarabetian	Derkarabetian <i>et al.</i> (2020), fig. 7a
Lomanellidae		<i>Lomanella</i>	<i>alata</i>		Hunt & Hickman, 1993	Hunt and Hickman 1993, fig. 19e–g
Lomanellidae		<i>Lomanella</i>	<i>ambulatorio</i>		Hunt & Hickman, 1993	Hunt and Hickman 1993, fig 8b, 11
Lomanellidae		<i>Lomanella</i>	<i>atrolutea</i>		Roewer, 1915	Hunt and Hickman 1993, fig. 6g,h
Lomanellidae		<i>Lomanella</i>	<i>balooki</i>		Hunt & Hickman, 1993	Hunt and Hickman 1993, fig 3b, 12f–h
Lomanellidae		<i>Lomanella</i>	<i>blacki</i>		Hunt & Hickman, 1993	male unknown
Lomanellidae		<i>Lomanella</i>	<i>browni</i>		Hunt & Hickman, 1993	Hunt and Hickman 1993, fig 3d, 21g,h
Lomanellidae		<i>Lomanella</i>	<i>exigua</i>		Hickman, 1958	Hickman 1958, fig 38,39; Hunt and Hickman 1993, fig 3e, 20b–d
Lomanellidae		<i>Lomanella</i>	<i>inermis</i>		(Roewer, 1931)	Hunt and Hickman 1993, fig. 13d–f
Lomanellidae		<i>Lomanella</i>	<i>insolentia</i>		Hunt & Hickman, 1993	Hunt and Hickman 1993, fig. 16 g–j; Mendes 2009, fig. 48
Lomanellidae		<i>Lomanella</i>	<i>kallista</i>		Forster, 1949	Hunt and Hickman 1993, fig. 14c–e
Lomanellidae		<i>Lomanella</i>	<i>parva</i>		Forster, 1955	Forster 1955, fig. 77,78
Lomanellidae		<i>Lomanella</i>	<i>peltonychium</i>		Hunt & Hickman, 1993	Hunt and Hickman 1993, fig 3f, 27g–i
Lomanellidae		<i>Lomanella</i>	<i>promontorium</i>		Hunt & Hickman, 1993	Hunt and Hickman 1993, fig. 15f–i
Lomanellidae		<i>Lomanella</i>	<i>quasiparva</i>		Hunt & Hickman, 1993	Hunt and Hickman 1993, fig 8d, 22f,g
Lomanellidae		<i>Lomanella</i>	<i>raniceps</i>		Pocock, 1902	Hickman 1958, fig 26,27; Hunt and Hickman 1993, fig 3c, 5, 8a,c; Hunt and Maury 1993, fig. 1e
Lomanellidae		<i>Lomanella</i>	<i>revelata</i>		Hunt & Hickman, 1993	Hunt and Hickman 1993, fig 3a, 17 g–j
Lomanellidae		<i>Lomanella</i>	<i>thereseae</i>		Hunt & Hickman, 1993	Hunt and Hickman 1993, fig 23g,h, 24b,c,d,f
Lomanellidae		<i>Lomanella</i>	<i>troglydotes</i>		Hunt & Hickman, 1993	Hunt and Hickman 1993, fig. 25d,e
Lomanellidae		<i>Lomanella</i>	<i>troglophilia</i>		Hunt & Hickman, 1993	Hunt and Hickman 1993, fig. 18g–j
Synthetonychiidae		<i>Synthetonychia</i>	<i>acuta</i>		Forster, 1954	Forster 1954, fig. 717
Synthetonychiidae		<i>Synthetonychia</i>	<i>cornua</i>		Forster, 1954	Forster 1954, fig. 723
Synthetonychiidae		<i>Synthetonychia</i>	<i>fiordensis</i>		Forster, 1954	Forster 1954, fig. 727
Synthetonychiidae		<i>Synthetonychia</i>	<i>florae</i>		Forster, 1954	Forster 1954, fig. 768
Synthetonychiidae		<i>Synthetonychia</i>	<i>glacialis</i>		Forster, 1954	Forster 1954, fig. 748
Synthetonychiidae		<i>Synthetonychia</i>	<i>hughsoni</i>		Forster, 1954	Forster 1954, fig. 763
Synthetonychiidae		<i>Synthetonychia</i>	<i>minuta</i>		Forster, 1954	Forster 1954, fig. 773
Synthetonychiidae		<i>Synthetonychia</i>	<i>obtusa</i>		Forster, 1954	Forster 1954, fig. 758
Synthetonychiidae		<i>Synthetonychia</i>	<i>oliveae</i>		Forster, 1954	Forster 1954, fig. 711
Synthetonychiidae		<i>Synthetonychia</i>	<i>oparara</i>		Forster, 1954	Forster 1954, fig. 753
Synthetonychiidae		<i>Synthetonychia</i>	<i>proxima</i>		Forster, 1954	Forster 1954, fig. 736
Synthetonychiidae		<i>Synthetonychia</i>	<i>ramosa</i>		Forster, 1954	Forster 1954, fig. 743
Synthetonychiidae		<i>Synthetonychia</i>	<i>sinuosa</i>		Forster, 1954	Forster 1954, fig. 731
Synthetonychiidae		<i>Synthetonychia</i>	<i>wairarapae</i>		Forster, 1954	Forster 1954, fig. 779
Triaenonychiidae	A	<i>Equitius</i>	<i>altus</i>		(Forster, 1955)	Forster 1955, fig. 85, 86; Hunt 1985, fig. 3g–i
Triaenonychidae	A	<i>Equitius</i>	<i>doriae</i>		Simon, 1880	Hunt 1985, fig 3a–c, 5
Triaenonychidae	A	<i>Equitius</i>	<i>formidabilis</i>		Hunt, 1985	Hunt 1985, fig. 4j–l
Triaenonychidae	A	<i>Equitius</i>	<i>montanus</i>		Hunt, 1985	Hunt 1985, fig. 4 g–i
Triaenonychidae	A	<i>Equitius</i>	<i>richardsae</i>		Hunt, 1985	Hunt 1985, fig. 4d–f
Triaenonychidae	A	<i>Equitius</i>	<i>spinatus</i>		(Pocock, 1903)	Hunt 1985, fig. 3d–f,j–l
Triaenonychidae	A	<i>Equitius</i>	<i>tambourineus</i>		(Roewer, 1921)	Hunt 1985, fig. 4a–c

Triaeononychidae	A	'Equitius'	<i>manicatum</i>		Roewer, 1921	Forster 1955, fig. 90 ^A
Triaeononychidae	A	'Equitius'	<i>rotundum</i>		Forster, 1955	Forster 1955, fig. 94, 95 ^B
Triaeononychidae	A	<i>Hendea</i>	<i>aurora</i>		Forster, 1965	Forster 1965, fig. 13
Triaeononychidae	A	<i>Hendea</i>	<i>triaculenta</i>		Forster, 1954	Forster 1954, fig 421, 422
Triaeononychidae	A	<i>Hendea</i>	<i>coatesi</i>		Forster, 1965	Forster 1965, fig. 18
Triaeononychidae	A	<i>Hendea</i>	<i>fiordensis</i>		Forster, 1954	Forster 1954, fig 435–437
Triaeononychidae	A	<i>Hendea</i>	<i>hendei</i>		Roewer, 1931	
Triaeononychidae	A	<i>Hendea</i>	<i>maini</i>		Forster, 1965	Forster 1965, fig. 9
Triaeononychidae	A	<i>Hendea</i>	<i>maitaia</i>		Forster, 1954	
Triaeononychidae	A	<i>Hendea</i>	<i>myersi</i>	<i>assimilis</i>	Forster, 1954	Forster 1954, fig 368, 369
Triaeononychidae	A	<i>Hendea</i>	<i>myersi</i>	<i>cavernicola</i>	Forster, 1954	Forster 1954, fig 381–383
Triaeononychidae	A	<i>Hendea</i>	<i>myersi</i>	<i>myersi</i>	Forster, 1954	Forster 1954, fig 361, 362
Triaeononychidae	A	<i>Hendea</i>	<i>myersi</i>	<i>ochrea</i>	Forster, 1954	Forster 1954, fig 374, 375
Triaeononychidae	A	<i>Hendea</i>	<i>myersi</i>	<i>roeweri</i>	Forster, 1954	Forster 1954, fig 387, 388
Triaeononychidae	A	<i>Hendea</i>	<i>nelsonensis</i>		Forster, 1954	Forster 1954, fig 428, 429
Triaeononychidae	A	<i>Hendea</i>	<i>oconnori</i>		Forster, 1954	Forster 1954, fig 413, 414
Triaeononychidae	A	<i>Hendea</i>	<i>phillippsi</i>	<i>phillippsi</i>	Forster, 1954	Forster 1954, fig 399, 400
Triaeononychidae	A	<i>Hendea</i>	<i>phillippsi</i>	<i>stiphra</i>	Forster, 1954	Forster 1954, fig 406, 407
Triaeononychidae	A	<i>Hendea</i>	<i>spina</i>		Forster, 1965	Forster 1965, fig. 2
Triaeononychidae	A	<i>Hendea</i>	<i>takaka</i>		Forster, 1965	Forster 1965, fig. 6
Triaeononychidae	A	<i>Hendea</i>	<i>townsendi</i>		Forster, 1965	Forster 1965, fig. 23
Triaeononychidae	A	<i>Hendeola</i>	<i>bullata</i>	<i>bullata</i>	Forster, 1954	Forster 1954, fig. 443
Triaeononychidae	A	<i>Hendeola</i>	<i>bullata</i>	<i>pterna</i>	Forster, 1954	Forster 1954, fig. 448
Triaeononychidae	A	<i>Hendeola</i>	<i>woodwardi</i>		Forster, 1954	Forster 1954, fig. 454, 455
Triaeononychidae	A	<i>Pyenganella</i>	<i>striata</i>		Hickman, 1958	Hickman 1958, fig. 19
Triaeononychidae	B	<i>Amatola</i>	<i>armata</i>		(Lawrence, 1938)	
Triaeononychidae	B	<i>Amatola</i>	<i>dentifrons</i>		Lawrence, 1931	
Triaeononychidae	B	<i>Amatola</i>	<i>durbanica</i>		(Lawrence, 1937)	
Triaeononychidae	B	<i>Amatola</i>	<i>maritima</i>		(Lawrence, 1937)	
Triaeononychidae	B	<i>Amatola</i>	<i>setifemur</i>		(Lawrence, 1931)	
Triaeononychidae	B	<i>Amatola</i>	<i>unidentata</i>		(Lawrence, 1937)	
Triaeononychidae	B	<i>Austromontia</i>	<i>bidentata</i>		Lawrence, 1934	Kauri 1961, fig. 54e,f
Triaeononychidae	B	<i>Austromontia</i>	<i>caledonica</i>		Lawrence, 1931	
Triaeononychidae	B	<i>Austromontia</i>	<i>capensis</i>		Lawrence, 1931	
Triaeononychidae	B	<i>Austromontia</i>	<i>formosa</i>		Lawrence, 1963	
Triaeononychidae	B	<i>Austromontia</i>	<i>litoralis</i>		Lawrence, 1934	
Triaeononychidae	B	<i>Austromontia</i>	<i>silvatica</i>		Lawrence, 1931	
Triaeononychidae	B	<i>Biacumontia</i>	<i>cornuta</i>		Lawrence, 1931	
Triaeononychidae	B	<i>Biacumontia</i>	<i>elata</i>		Kauri, 1961	Kauri 1961, fig. 56d
Triaeononychidae	B	<i>Biacumontia</i>	<i>fissidens</i>		Lawrence, 1931	
Triaeononychidae	B	<i>Biacumontia</i>	<i>maculata</i>		Lawrence, 1938	
Triaeononychidae	B	<i>Biacumontia</i>	<i>paucidens</i>		Lawrence, 1931	
Triaeononychidae	B	<i>Biacumontia</i>	<i>truncatidens</i>		Lawrence, 1931	
Triaeononychidae	B	<i>Biacumontia</i>	<i>variegata</i>		Lawrence, 1934	
Triaeononychidae	B	<i>Ceratontia</i>	<i>annae</i>		Lawrence, 1934	
Triaeononychidae	B	<i>Ceratontia</i>	<i>argentina</i>		Canals, 1939	Maury and Roig-Alsina 1985, fig. 13
Triaeononychidae	B	<i>Ceratontia</i>	<i>brasiliiana</i>		Maury, 1999	
Triaeononychidae	B	<i>Ceratontia</i>	<i>capensis</i>		Roewer, 1915	
Triaeononychidae	B	<i>Ceratontia</i>	<i>centralis</i>		Maury & Roig Alsina,	Maury and Roig-Alsina 1985, fig. 14

Triaenonychidae	B	<i>Ceratomontia</i>	<i>cheliplus</i>	Roewer, 1931	
Triaenonychidae	B	<i>Ceratomontia</i>	<i>fluvialis</i>	Lawrence, 1931	
Triaenonychidae	B	<i>Ceratomontia</i>	<i>irregularis</i>	Lawrence, 1931	
Triaenonychidae	B	<i>Ceratomontia</i>	<i>karooensis</i>	Lawrence, 1931	
Triaenonychidae	B	<i>Ceratomontia</i>	<i>mendocina</i>	Maury & Roig Alsina, 1985	Maury and Roig-Alsina 1985, fig 15,16
Triaenonychidae	B	<i>Ceratomontia</i>	<i>minor</i>	Lawrence, 1931	Kauri 1961, fig. 46a,b
Triaenonychidae	B	<i>Ceratomontia</i>	<i>namaqua</i>	Lawrence, 1934	
Triaenonychidae	B	<i>Ceratomontia</i>	<i>nasuta</i>	Lawrence, 1934	
Triaenonychidae	B	<i>Ceratomontia</i>	<i>pusilla</i>	Lawrence, 1934	
Triaenonychidae	B	<i>Ceratomontia</i>	<i>reticulata</i>	Lawrence, 1934	
Triaenonychidae	B	<i>Ceratomontia</i>	<i>rumpiana</i>	Lawrence, 1937	
Triaenonychidae	B	<i>Ceratomontia</i>	<i>ruricola</i>	Lawrence, 1934	
Triaenonychidae	B	<i>Ceratomontia</i>	<i>sanguinea</i>	Lawrence, 1934	
Triaenonychidae	B	<i>Ceratomontia</i>	<i>setosa</i>	Lawrence, 1931	
Triaenonychidae	B	<i>Ceratomontia</i>	<i>tabulae</i>	Lawrence, 1931	Kauri 1961, fig. 45e,f
Triaenonychidae	B	<i>Ceratomontia</i>	<i>thornei</i>	Lawrence, 1934	
Triaenonychidae	B	<i>Ceratomontia</i>	<i>wernerii</i>	Lawrence, 1931	
Triaenonychidae	B	<i>Lizamontia</i>	<i>draconensis</i>	(Lawrence, 1939)	
Triaenonychidae	B	<i>Lizamontia</i>	<i>natalensis</i>	(Lawrence, 1931)	
Triaenonychidae	B	<i>Lizamontia</i>	<i>starengai</i>	Kury, 2004	Kury 2004, fig 16–18
Triaenonychidae	B	<i>Monomontia</i>	<i>aquilonaris</i>	Lawrence, 1963	Schonhofer 2008, fig 9g,h, 10g,h
Triaenonychidae	B	<i>Monomontia</i>	<i>aspera</i>	Lawrence, 1939	
Triaenonychidae	B	<i>Monomontia</i>	<i>atra</i>	Lawrence, 1931	
Triaenonychidae	B	<i>Monomontia</i>	<i>brincki</i>	Kauri, 1961	Kauri 1961, fig. 49f,g
Triaenonychidae	B	<i>Monomontia</i>	<i>corticola</i>	Lawrence, 1938	Kauri 1961, fig. 50a,b
Triaenonychidae	B	<i>Monomontia</i>	<i>cristiceps</i>	Lawrence, 1963	Lawrence 1963, fig. 11 g
Triaenonychidae	B	<i>Monomontia</i>	<i>curvirostris</i>	Lawrence, 1938	
Triaenonychidae	B	<i>Monomontia</i>	<i>flava</i>	Lawrence, 1933	
Triaenonychidae	B	<i>Monomontia</i>	<i>granifrons</i>	Lawrence, 1938	
Triaenonychidae	B	<i>Monomontia</i>	<i>intermedia</i>	Lawrence, 1938	
Triaenonychidae	B	<i>Monomontia</i>	<i>krausi</i>	Kauri, 1961	
Triaenonychidae	B	<i>Monomontia</i>	<i>lawrencei</i>	Kauri, 1950	Kauri 1950, fig. 2; Kauri 1961, fig. 51a,b
Triaenonychidae	B	<i>Monomontia</i>	<i>montensis</i>	Lawrence, 1938	
Triaenonychidae	B	<i>Monomontia</i>	<i>neglecta</i>	Schönhofer, 2008	Schönhofer 2008, fig 9i,k, 10i,k
Triaenonychidae	B	<i>Monomontia</i>	<i>rattrayi</i>	Lawrence, 1931	
Triaenonychidae	B	<i>Monomontia</i>	<i>rugosa</i>	Lawrence, 1937	Mendes 2009, fig. 46
Triaenonychidae	B	<i>Monomontia</i>	<i>transvaalica</i>	Lawrence, 1963	
Triaenonychidae	B	<i>Monomontia</i>	<i>versicolor</i>	Lawrence, 1963	Lawrence 1963, fig. 12h; Schönhofer 2008, fig 9a–f, 10a–f
Triaenonychidae	B	<i>Paramontia</i>	<i>infinita</i>	Lawrence, 1934	
Triaenonychidae	B	<i>Paramontia</i>	<i>lisposoma</i>	(Lawrence, 1931)	
Triaenonychidae	B	<i>Planimontia</i>	<i>goodnightorum</i>	Kauri, 1961	Kauri 1961, fig. 66 g,h
Triaenonychidae	B	<i>Rostromontia</i>	<i>capensis</i>	Lawrence, 1931	
Triaenonychidae	B	<i>Rostromontia</i>	<i>granulifera</i>	Lawrence, 1931	
Triaenonychidae	B	<i>Rostromontia</i>	<i>truncata</i>	Lawrence, 1931	
Triaenonychidae	B ?	<i>Lispomontia</i>	<i>coxidens</i>	Lawrence, 1937	
Triaenonychidae	C	<i>Araucanobunus</i>	<i>juberthiei</i>	Muñoz-Cuevas, 1973	Muñoz-Cuevas 1973, fig 16, 17; Maury 1993, fig 9–16; Hunt and Maury 1993, fig. 3a,b
Triaenonychidae	C	<i>Diasia</i>	<i>araucana</i>	Maury, 1987a	Maury 1987a, fig 36–38
Triaenonychidae	C	<i>Diasia</i>	<i>michaelsenii</i>	Sörensen, 1902	Maury 1987a, fig 12–14

Triaenonychidae	C	<i>Diasia</i>	<i>platnicki</i>	Maury, 1987a	Maury 1987a, fig 23–25
Triaenonychidae	C	<i>Hedwiga</i>	<i>manubriata</i>	Roewer, 1931	Forster 1954, fig. 355
Triaenonychidae	C	<i>Nahuelonyx</i>	<i>nasutus</i>	(Ringuelet, 1959)	Maury 1988, fig 11–13
Triaenonychidae	C	<i>Picunchenops</i>	<i>spelaeus</i>	Maury, 1988	Maury 1988, fig 9–11
Triaenonychidae	C	<i>Triaenonychoides</i>	<i>breviops</i>	Maury, 1987b	Maury 1987b, fig 15–17; Pérez-González and Werneck 2018, fig 4,5,7a
Triaenonychidae	C	<i>Triaenonychoides</i>	<i>cekalovici</i>	Soares, 1968	Maury 1987b, fig 12–14; Pérez-González and Werneck 2018, fig 6, 7b,c, 8, 9
Triaenonychidae	C	<i>Triaenonyx</i>	<i>arrogans</i>	Soares, 1968	Mendes 2009, fig. 47
Triaenonychidae	C	<i>Triaenonyx</i>	<i>chilensis</i>	Sörensen, 1902	
Triaenonychidae	C	<i>Triaenonyx</i>	<i>corralensis</i>	Roewer, 1915	
Triaenonychidae	C	<i>Triaenonyx</i>	<i>dispersus</i>	Roewer, 1915	
Triaenonychidae	C	<i>Triaenonyx</i>	<i>rapax</i>	Sørensen, 1886	
Triaenonychidae	C	<i>Triaenonyx</i>	<i>valdiviensis</i>	Sörensen, 1902	
Triaenonychidae	C	<i>Valdivionyx</i>	<i>crassipes</i>	Maury, 1988	Maury 1988, fig 16–18
Triaenonychidae	D1	<i>Adaeulum</i>	<i>areolatum</i>	(Pocock, 1902)	
Triaenonychidae	D1	<i>Adaeulum</i>	<i>bicolor</i>	Lawrence, 1931	
Triaenonychidae	D1	<i>Adaeulum</i>	<i>brevidentatum</i>	Lawrence, 1934	
Triaenonychidae	D1	<i>Adaeulum</i>	<i>coronatum</i>	Kauri, 1961	
Triaenonychidae	D1	<i>Adaeulum</i>	<i>godfreyi</i>	Lawrence, 1931	
Triaenonychidae	D1	<i>Adaeulum</i>	<i>humifer</i>	Lawrence, 1963	Lawrence 1963, fig. 5e
Triaenonychidae	D1	<i>Adaeulum</i>	<i>monticola</i>	Lawrence, 1939	
Triaenonychidae	D1	<i>Adaeulum</i>	<i>moruliferum</i>	Lawrence, 1938	
Triaenonychidae	D1	<i>Adaeulum</i>	<i>robustum</i>	Lawrence, 1937	
Triaenonychidae	D1	<i>Adaeulum</i>	<i>supervidens</i>	Lawrence, 1933	
Triaenonychidae	D1	<i>Adaeulum</i>	<i>warreni</i>	Lawrence, 1933	Lawrence 1963, fig. 5g
Triaenonychidae	D1	<i>Adaeum</i>	<i>asperatum</i>	Karsch, 1880	
Triaenonychidae	D1	<i>Adaeum</i>	<i>capense</i>	(Roewer, 1915)	Kauri 1961, fig. 72a,b (as <i>A. brincki</i>)
Triaenonychidae	D1	<i>Adaeum</i>	<i>granulosum</i>	Lawrence, 1931	
Triaenonychidae	D1	<i>Adaeum</i>	<i>hewitti</i>	Roewer, 1931	
Triaenonychidae	D1	<i>Adaeum</i>	<i>latens</i>	Loman, 1898	
Triaenonychidae	D1	<i>Adaeum</i>	<i>obtectum</i>	Loman, 1898	
Triaenonychidae	D1	<i>Adaeum</i>	<i>spatulatum</i>	Lawrence, 1931	
Triaenonychidae	D1	<i>Adaeum</i>	<i>squamatum</i>	Lawrence, 1931	
Triaenonychidae	D1	<i>Heteradaeum</i>	<i>exiguum</i>	Lawrence, 1963	
Triaenonychidae	D1	<i>Larifuga</i>	<i>avus</i>	Staręga, 1989	Staręga 1989, fig 2–5
Triaenonychidae	D1	<i>Larifuga</i>	<i>calcarata</i>	Lawrence, 1931	Kauri 1961, fig. 74a–d
Triaenonychidae	D1	<i>Larifuga</i>	<i>capensis</i>	Lawrence, 1931	
Triaenonychidae	D1	<i>Larifuga</i>	<i>dentifer</i>	Lawrence, 1931	
Triaenonychidae	D1	<i>Larifuga</i>	<i>granulosa</i>	Lawrence, 1931	
Triaenonychidae	D1	<i>Larifuga</i>	<i>mantoniae</i>	Lawrence, 1934	
Triaenonychidae	D1	<i>Larifuga</i>	<i>montana</i>	Lawrence, 1931	Kauri 1961, fig. 75a–c
Triaenonychidae	D1	<i>Larifuga</i>	<i>oneraria</i>	Kauri, 1961	Kauri 1961, fig. 72c,d
Triaenonychidae	D1	<i>Larifuga</i>	<i>rugosa</i>	(Guérin-Ménéville, 1837)	
Triaenonychidae	D1	<i>Larifuga</i>	<i>weberi</i>	Loman, 1898	
Triaenonychidae	D1	<i>Larifugella</i>	<i>Afra</i>	Lawrence, 1933	Kauri 1950, fig. 5
Triaenonychidae	D1	<i>Larifugella</i>	<i>longipalpis</i>	Lawrence, 1934	
Triaenonychidae	D1	<i>Larifugella</i>	<i>natalensis</i>	(Lawrence, 1931)	Kauri 1950, fig. 3
Triaenonychidae	D1	<i>Larifugella</i>	<i>valida</i>	Lawrence, 1963	Lawrence 1963, fig. 2f
Triaenonychidae	D1	<i>Larifugella</i>	<i>zuluana</i>	Lawrence, 1937	Lawrence 1963, fig. 2g
Triaenonychidae	D1	<i>Mensamontia</i>	<i>melanophora</i>	Lawrence, 1931	

Triaenonychidae	D1	<i>Mensamontia</i>	<i>morulifera</i>	Lawrence, 1931	
Triaenonychidae	D1	<i>Micradaeum</i>	<i>rugosum</i>	Lawrence, 1931	
Triaenonychidae	D1	<i>Montadaeum</i>	<i>purcelli</i>	Lawrence, 1931	
Triaenonychidae	D1	<i>Paradaeum</i>	<i>rattrayi</i>	Lawrence, 1931	
Triaenonychidae	D1	<i>Speleomontia</i>	<i>cavernicola</i>	Lawrence, 1931	
Triaenonychidae	D1 ?	<i>Cryptadaeum</i>	<i>capense</i>	Lawrence, 1931	
Triaenonychidae	D1 ?	<i>Lawrencella</i>	<i>inermis</i>	(Lawrence, 1931)	
Triaenonychidae	D1 ?	<i>Nuncia</i>	<i>rostrata</i>	Maury, 1990	Maury 1990, fig 33–35
Triaenonychidae	D1 ?	<i>Nuncia</i>	<i>spinulosa</i>	Maury, 1990	Maury 1990, fig 22–24
Triaenonychidae	D1	<i>Nuncia</i>	<i>verrucosa</i>	Maury, 1990	Maury 1990, fig 10–12
Triaenonychidae	D2	<i>Graemontia</i>	<i>bicornigera</i>	Lawrence, 1963	Lawrence 1963, fig. 10i; Schonhofer 2008, fig. 4f
Triaenonychidae	D2	<i>Graemontia</i>	<i>bifidens</i>	Lawrence, 1931	
Triaenonychidae	D2	<i>Graemontia</i>	<i>decorata</i>	Lawrence, 1938	
Triaenonychidae	D2	<i>Graemontia</i>	<i>dentichelis</i>	Lawrence, 1931	
Triaenonychidae	D2	<i>Graemontia</i>	<i>erecta</i>	Kauri, 1961	
Triaenonychidae	D2	<i>Graemontia</i>	<i>natalensis</i>	Lawrence, 1937	
Triaenonychidae	D2	<i>Graemontia</i>	<i>viridiceps</i>	Kury, 2006	Kury 2006, fig 9–11
Triaenonychidae	D2	<i>Micromontia</i>	<i>flava</i>	Lawrence, 1939	
Triaenonychidae	D2	<i>Roewerania</i>	<i>guduana</i>	Kauri, 1961	
Triaenonychidae	D2	<i>Roewerania</i>	<i>lignicola</i>	Lawrence, 1934	
Triaenonychidae	D2	<i>Roewerania</i>	<i>montana</i>	Kauri, 1961	Kauri 1961, fig. 65e,f
Triaenonychidae	D2	<i>Roewerania</i>	<i>spinosa</i>	Lawrence, 1938	
Triaenonychidae	D2 ?	<i>Austronuncia</i>	<i>leleupi</i>	Lawrence, 1963	
Triaenonychidae	D2 ?	<i>Austronuncia</i>	<i>spinipalpis</i>	Lawrence, 1931	
Triaenonychidae	D2 ?	<i>Yulella</i>	<i>natalensis</i>	(Lawrence, 1937)	
Triaenonychidae	D2 ?	<i>Gunvoria</i>	<i>spatulata</i>	Kauri, 1961	Kauri 1961, fig. 59e,f
Triaenonychidae	D3	<i>Acumontia</i>	<i>alluaudi</i>	(Roewer, 1915)	
Triaenonychidae	D3	<i>Acumontia</i>	<i>armata</i>	Loman, 1898	
Triaenonychidae	D3	<i>Acumontia</i>	<i>capitata</i>	(Lawrence, 1959)	Lawrence 1959, fig. 7d–f
Triaenonychidae	D3	<i>Acumontia</i>	<i>cowani</i>	Pocock, 1902	
Triaenonychidae	D3	<i>Acumontia</i>	<i>echinata</i>	Pocock, 1902	
Triaenonychidae	D3	<i>Acumontia</i>	<i>flavispina</i>	(Lawrence, 1959)	Lawrence 1959, fig. 15b
Triaenonychidae	D3	<i>Acumontia</i>	<i>hispida</i>	(Roewer, 1915)	
Triaenonychidae	D3	<i>Acumontia</i>	<i>horrida</i>	(Roewer, 1915)	
Triaenonychidae	D3	<i>Acumontia</i>	<i>hystrix</i>	(Lawrence, 1959)	
Triaenonychidae	D3	<i>Acumontia</i>	<i>longipes</i>	Lawrence, 1959	Lawrence 1959, fig. 18c,d
Triaenonychidae	D3	<i>Acumontia</i>	<i>majori</i>	Pocock, 1902	
Triaenonychidae	D3	<i>Acumontia</i>	<i>milloti</i>	(Lawrence, 1959)	Lawrence 1959, fig. 14f
Triaenonychidae	D3	<i>Acumontia</i>	<i>nigra</i>	(Lawrence, 1959)	Lawrence 1959, fig. 10e
Triaenonychidae	D3	<i>Acumontia</i>	<i>pococki</i>	Roewer, 1915	
Triaenonychidae	D3	<i>Acumontia</i>	<i>remyi</i>	(Roewer, 1949)	
Triaenonychidae	D3	<i>Acumontia</i>	<i>roberti</i>	Pocock, 1903	
Triaenonychidae	D3	<i>Acumontia</i>	<i>roeweri</i>	Starega, 1992	
Triaenonychidae	D3	<i>Acumontia</i>	<i>rostrata</i>	Pocock, 1902	
Triaenonychidae	D3	<i>Acumontia</i>	<i>soerenseni</i>	(Roewer, 1915)	
Triaenonychidae	D3	<i>Acumontia</i>	<i>spinifrons</i>	(Roewer, 1915)	
Triaenonychidae	D3	<i>Acumontia</i>	<i>succinea</i>	Mendes & Kury, 2012	Mendes and Kury 2012, fig. 11a–g
Triaenonychidae	D3	<i>Acumontia</i>	<i>venator</i>	(Roewer, 1931)	
Triaenonychidae	D3	<i>Antongila</i>	<i>spinigera</i>	Roewer, 1931	
Triaenonychidae	D3	<i>Decarynella</i>	<i>gracilipes</i>	Fage, 1945	Lawrence 1959, fig. 19f

Trienonychidae	D3	<i>Hovanuncia</i>	<i>bidentata</i>	Lawrence, 1959	
Trienonychidae	D3	<i>Hovanuncia</i>	<i>monticola</i>	Lawrence, 1959	Lawrence 1959, fig. 1b
Trienonychidae	D3	<i>Paulianyx</i>	<i>brevipes</i>	Lawrence, 1959	Lawrence 1959, fig. 4d
Trienonychidae	D3	<i>Paulianyx</i>	<i>ferruginea</i>	Lawrence, 1959	Lawrence 1959, fig. 6d
Trienonychidae	D3 ?	<i>Ivohibeia</i>	<i>cavernicola</i>	Lawrence, 1959	
Trienonychidae	D3 ?	<i>Millomontia</i>	<i>brevispina</i>	Lawrence, 1959	Lawrence 1959, fig. 16d,e
Trienonychidae	D3 ?	<i>Millomontia</i>	<i>vadoni</i>	Lawrence, 1959	Lawrence 1959, fig. 17d
Trienonychidae	D3 ?	<i>Millotonyx</i>	<i>tenuipes</i>	Lawrence, 1959	Lawrence 1959, fig. 8d,e
Trienonychidae	D4	<i>Ankaratrix</i>	<i>cancrops</i>	Lawrence, 1959	
Trienonychidae	D4	<i>Ankaratrix</i>	<i>illota</i>	Lawrence, 1959	Lawrence 1959, fig. 19a, 20e
Trienonychidae	D4	<i>Ankaratrix</i>	<i>fisheri</i>	Porto & Pérez-González, 2020	Porto & Pérez-González 2020, fig. 12a–c
Trienonychidae	D4	<i>Ankaratrix</i>	<i>lawrencei</i>	Porto & Pérez-González, 2020	Porto & Pérez-González 2020, fig. 12d–f
Trienonychidae	D4	<i>Ankaratrix</i>	<i>makamba</i>	Porto & Pérez-González, 2020	Porto & Pérez-González 2020, fig. 16a–c
Trienonychidae	D4	<i>Ankaratrix</i>	<i>maloto</i>	Porto & Pérez-González, 2020	Porto & Pérez-González 2020, fig. 16d–f
Trienonychidae	D4	<i>Breviacantha</i>	<i>gisleni</i>	Kauri, 1954	Kauri 1954, fig. 2b
Trienonychidae	D4	<i>Dingupa</i>	<i>glauerti</i>	Forster, 1952	
Trienonychidae	D4	<i>Yatala</i>	<i>aspera</i>	(Forster, 1949)	
Trienonychidae	D4	<i>Yatala</i>	<i>hirsti</i>	Roewer, 1942	
Trienonychidae	D4 ?	<i>Perthacantha</i>	<i>jugata</i>	Roewer, 1931	
Trienonychidae	D5	<i>Allonuncia</i>	<i>grandis</i>	Hickman, 1958	Hickman 1958, fig. 90
Trienonychidae	D5	<i>Ankylonuncia</i>	<i>barrowensis</i>	Hickman, 1958	Hickman 1958, fig. 53
Trienonychidae	D5	<i>Ankylonuncia</i>	<i>fallax</i>	Hickman, 1958	
Trienonychidae	D5	<i>Ankylonuncia</i>	<i>mestoni</i>	Hickman, 1958	
Trienonychidae	D5	<i>Bryonuncia</i>	<i>distincta</i>	Hickman, 1958	Hickman 1958, fig. 13
Trienonychidae	D5	<i>Notonuncia</i>	<i>arvensis</i>	Hickman, 1958	Hickman 1958, fig. 65
Trienonychidae	D5	<i>Notonuncia</i>	<i>diversa</i>	Hickman, 1958	Hickman 1958, fig. 59
Trienonychidae	D5	<i>Notonuncia</i>	<i>obscura</i>	Hickman, 1958	Hickman 1958, fig. 71
Trienonychidae	D5	<i>Nunciella</i>	<i>aspera</i>	(Pocock, 1902)	Kauri 1954, fig. 1a; Hunt 1971, fig 1–3; Mendes 2009, fig 43a, 44a
Trienonychidae	D5	<i>Nunciella</i>	<i>badia</i>	(Hickman, 1958)	Hunt 1971, fig 4–6
Trienonychidae	D5	<i>Nunciella</i>	<i>cheliplus</i>	Roewer, 1931	
Trienonychidae	D5	<i>Nunciella</i>	<i>dentata</i>	(Hickman, 1958)	Hunt 1971, fig 7–9
Trienonychidae	D5	<i>Nunciella</i>	<i>granulata</i>	Roewer, 1931	
Trienonychidae	D5	<i>Nunciella</i>	<i>kangarooensis</i>	Hunt, 1971	Hunt 1971, fig 16–18
Trienonychidae	D5	<i>Nunciella</i>	<i>karriensis</i>	Kauri, 1954	Kauri 1954, fig. 1b
Trienonychidae	D5	<i>Nunciella</i>	<i>montana</i>	Forster, 1955	Forster 1955, fig. 51
Trienonychidae	D5	<i>Nunciella</i>	<i>parvula</i>	Roewer, 1931	
Trienonychidae	D5	<i>Nunciella</i>	<i>tasmaniensis</i>	Hickman, 1958	Hunt 1971, fig 10–12
Trienonychidae	D5	<i>Nunciella</i>	<i>tuberculata</i>	Forster, 1949	Hunt 1971, fig 13–15
Trienonychidae	D5	<i>Nunciella</i>	<i>woolcocki</i>	Forster, 1955	Forster 1955, fig. 56
Trienonychidae	D5	<i>Nuncioides</i>	<i>dysmicus</i>	Hickman, 1958	
Trienonychidae	D5	<i>Nuncioides</i>	<i>infrequens</i>	Hickman, 1958	Hickman 1958, fig. 115
Trienonychidae	D5	<i>Nuncioides</i>	<i>montanus</i>	Hickman, 1958	Hickman 1958, fig. 5; Hunt and Maury 1993, fig. 1c
Trienonychidae	D5 ?	<i>Leonuncia</i>	<i>levis</i>	Hickman, 1958	Hickman 1958, fig. 83
Trienonychidae	D5 ?	<i>Promecostethus</i>	<i>unifalcalatus</i>	(Enderlein, 1909) ^c	
Trienonychidae	E1	<i>Callihamina</i>	<i>adelaidia</i>	Roewer, 1942	
Trienonychidae	E1	<i>Callihamus</i>	<i>badius</i>	Roewer, 1931	

Trienonychidae	E1	<i>Calliuncus</i>	<i>ephippiatus</i>		Roewer, 1931	
Trienonychidae	E1	<i>Calliuncus</i>	<i>ferrugineus</i>		Roewer, 1931	
Trienonychidae	E1	<i>Calliuncus</i>	<i>glaber</i>		Kauri, 1954	Kauri 1954, fig. 3a,b
Trienonychidae	E1	<i>Calliuncus</i>	<i>labyrinthus</i>		Hunt, 1972	Hunt 1972, fig 8–10
Trienonychidae	E1	<i>Calliuncus</i>	<i>odoratus</i>		Hickman, 1958	Hickman 1958, fig. 138
Trienonychidae	E1	<i>Calliuncus</i>	<i>vulsus</i>		Hickman, 1959	Hickman 1958, fig. 141
Trienonychidae	E1	<i>Nuncia</i>	<i>americana</i>		Roewer, 1961	Muñoz-Cuevas 1971b, fig 14–17
Trienonychidae	E1	<i>Nuncia</i>	<i>chilensis</i>		(Soares, 1968)	Muñoz-Cuevas 1971a, fig 25, 26
Trienonychidae	E1 ?	<i>Parattahia</i>	<i>u-signatum</i>		Roewer, 1915	
Trienonychidae	E2	<i>Nuncia</i>	α		Forster, 1954	Forster 1954, fig. 332
Trienonychidae	E2	<i>Nuncia</i>	<i>arcuata</i>	<i>aorangiensis</i>	Forster, 1954	Forster 1954, fig. 153
Trienonychidae	E2	<i>Nuncia</i>	<i>arcuata</i>	<i>arcuata</i>	Forster, 1954	Forster 1954, fig. 148
Trienonychidae	E2	<i>Nuncia</i>	<i>conjuncta</i>	<i>conjuncta</i>	Forster, 1954	Forster 1954, fig. 93
Trienonychidae	E2	<i>Nuncia</i>	<i>conjuncta</i>	<i>fiordensis</i>	Forster, 1954	Forster 1954, fig. 104
Trienonychidae	E2	<i>Nuncia</i>	<i>conjuncta</i>	<i>magnopercula</i>	Forster, 1954	Forster 1954, fig. 99
Trienonychidae	E2	<i>Nuncia</i>	<i>constantia</i>		Forster, 1954	Forster 1954, fig. 121
Trienonychidae	E2	<i>Nuncia</i>	<i>coriacea</i>	<i>cockayni</i>	(Hogg, 1920)	Forster 1954, fig. 171 ^D
Trienonychidae	E2	<i>Nuncia</i>	<i>coriacea</i>	<i>coriacea</i>	(Pocock 1902)	Forster 1954, fig. 165
Trienonychidae	E2	<i>Nuncia</i>	<i>dentifera</i>		Forster, 1954	Forster 1954, fig 124, 143
Trienonychidae	E2	<i>Nuncia</i>	<i>elongata</i>		Forster, 1954	Forster 1954, fig. 263
Trienonychidae	E2	<i>Nuncia</i>	<i>fatula</i>		Forster, 1954	Forster 1954, fig. 115
Trienonychidae	E2	<i>Nuncia</i>	<i>frustrata</i>		Forster, 1954	Forster 1954, fig. 238
Trienonychidae	E2	<i>Nuncia</i>	<i>grandis</i>		Forster 1954	Forster 1954, fig. 88
Trienonychidae	E2	<i>Nuncia</i>	<i>heteromorpha</i>	<i>heteromorpha</i>	Forster, 1954	Forster 1954, fig. 76
Trienonychidae	E2	<i>Nuncia</i>	<i>heteromorpha</i>	<i>prolobula</i>	Forster 1954	Forster 1954, fig. 82
Trienonychidae	E2	<i>Nuncia</i>	<i>inopinata</i>		Forster, 1954	Forster 1954, fig. 126
Trienonychidae	E2	<i>Nuncia</i>	<i>kershawi</i>		Forster, 1965	Forster 1965, fig. 27
Trienonychidae	E2	<i>Nuncia</i>	<i>levis</i>		Forster, 1954	Forster 1954, fig. 267
Trienonychidae	E2	<i>Nuncia</i>	<i>marchanti</i>		Forster, 1965	Forster 1965, fig. 30
Trienonychidae	E2	<i>Nuncia</i>	<i>nigriflava</i>	<i>nigriflava</i>	Roewer, 1923	Forster 1954, fig. 242
Trienonychidae	E2	<i>Nuncia</i>	<i>nigriflava</i>	<i>parva</i>	(Phillipps and Grimmett, 1932)	Forster 1954, fig. 247
Trienonychidae	E2	<i>Nuncia</i>	<i>nigriflava</i>	<i>parvocula</i>	Forster, 1954	Forster 1954, fig. 253
Trienonychidae	E2	<i>Nuncia</i>	<i>obesa</i>	<i>grimmetti</i>	Forster, 1954	Forster 1954, fig 33, 34
Trienonychidae	E2	<i>Nuncia</i>	<i>obesa</i>	<i>magna</i>	Forster, 1954	
Trienonychidae	E2	<i>Nuncia</i>	<i>obesa</i>	<i>obesa</i>	(Simon, 1899)	Forster 1954, fig. 27; Mendes 2009, fig. 51 (as <i>N. obesa</i>)
Trienonychidae	E2	<i>Nuncia</i>	<i>obesa</i>	<i>rotunda</i>	Forster, 1954	Forster 1954, fig 40,41
Trienonychidae	E2	<i>Nuncia</i>	<i>oconnori</i>	<i>conocula</i>	Forster, 1954	Forster 1954, fig. 52
Trienonychidae	E2	<i>Nuncia</i>	<i>oconnori</i>	<i>kopua</i>	Forster, 1954	Forster 1954, fig. 64
Trienonychidae	E2	<i>Nuncia</i>	<i>oconnori</i>	<i>oconnori</i>	Forster, 1954	Forster 1954, fig. 47
Trienonychidae	E2	<i>Nuncia</i>	<i>pallida</i>		Forster, 1954	Forster 1954, fig. 258
Trienonychidae	E2	<i>Nuncia</i>	<i>paucispinosa</i>		Forster, 1954	Forster 1954, fig 58,59
Trienonychidae	E2	<i>Nuncia</i>	<i>planocula</i>		Forster, 1954	Forster 1954, fig. 232
Trienonychidae	E2	<i>Nuncia</i>	<i>roeweri</i>	<i>callida</i>	Forster, 1954	Forster 1954, fig. 290
Trienonychidae	E2	<i>Nuncia</i>	<i>roeweri</i>	<i>contrita</i>	Forster, 1954	Forster 1954, fig. 327 ^E
Trienonychidae	E2	<i>Nuncia</i>	<i>roeweri</i>	<i>demissa</i>	Forster, 1954	Forster 1954, fig. 321
Trienonychidae	E2	<i>Nuncia</i>	<i>roeweri</i>	<i>gelida</i>	Forster, 1954	Forster 1954, fig. 308
Trienonychidae	E2	<i>Nuncia</i>	<i>roeweri</i>	<i>humilis</i>	Forster, 1954	Forster 1954, fig. 278
Trienonychidae	E2	<i>Nuncia</i>	<i>roeweri</i>	<i>moderata</i>	Forster, 1954	Forster 1954, fig. 284
Trienonychidae	E2	<i>Nuncia</i>	<i>roeweri</i>	<i>pilgrimi</i>	Forster, 1954	Forster 1954, fig. 314

Trienonychidae	E2	<i>Nuncia</i>	<i>roeweri</i>	<i>roeweri</i>	Forster, 1954	Forster 1954, fig. 272
Trienonychidae	E2	<i>Nuncia</i>	<i>roeweri</i>	<i>seditiosa</i>	Forster, 1954	Forster 1954, fig. 302
Trienonychidae	E2	<i>Nuncia</i>	<i>roeweri</i>	<i>unica</i>	Forster, 1954	Forster 1954, fig. 297
Trienonychidae	E2	<i>Nuncia</i>	<i>smithi</i>		Hogg, 1920	Forster 1954, fig. 202
Trienonychidae	E2	<i>Nuncia</i>	<i>stabilis</i>		Forster, 1954	Forster 1954, fig. 159
Trienonychidae	E2	<i>Nuncia</i>	<i>stewartia</i>	<i>stewartia</i>	(Hogg, 1910)	Forster 1954, fig. 214
Trienonychidae	E2	<i>Nuncia</i>	<i>stewartia</i>	<i>tumosa</i>	Forster, 1954	Forster 1954, fig. 220
Trienonychidae	E2	<i>Nuncia</i>	<i>sublaevis</i>		Pocock, 1902	Forster 1954, fig. 208
Trienonychidae	E2	<i>Nuncia</i>	<i>sulcata</i>		Forster, 1954	Forster 1954, fig. 69
Trienonychidae	E2	<i>Nuncia</i>	<i>tapanuiensis</i>		Forster, 1954	Forster 1954, fig. 137
Trienonychidae	E2	<i>Nuncia</i>	<i>townsendi</i>		Forster, 1965	
Trienonychidae	E2	<i>Nuncia</i>	<i>tumidarta</i>		Forster, 1954	Forster 1954, fig. 226
Trienonychidae	E2	<i>Nuncia</i>	<i>tumula</i>		Forster, 1954	Forster 1954, fig. 131
Trienonychidae	E2	<i>Nuncia</i>	<i>variegata</i>	<i>australis</i>	Forster, 1954	Forster 1954, fig. 196
Trienonychidae	E2	<i>Nuncia</i>	<i>variegata</i>	<i>delli</i>	Forster, 1954	Forster 1954, fig. 190
Trienonychidae	E2	<i>Nuncia</i>	<i>variegata</i>	<i>granulata</i>	Forster, 1954	Forster 1954, fig. 184
Trienonychidae	E2	<i>Nuncia</i>	<i>variegata</i>	<i>variegata</i>	(Hogg, 1920)	Forster 1954, fig. 177
Trienonychidae	E2	<i>Nuncia</i>	<i>vidua</i>		Forster, 1954	Forster 1954, fig. 110
Trienonychidae	E2 ?	<i>Neonuncia</i>	<i>blacki</i>		Forster, 1954	Forster 1954, fig. 350
Trienonychidae	E2 ?	<i>Neonuncia</i>	<i>campbelli</i>		Forster, 1954	Forster 1954, fig. 344
Trienonychidae	E2 ?	<i>Neonuncia</i>	<i>eastoni</i>		Forster, 1954	Forster 1954, fig. 341
Trienonychidae	E2 ?	<i>Neonuncia</i>	<i>enderbei</i>		(Hogg, 1909)	Forster 1954, fig. 338
Trienonychidae	E2 ?	<i>Neonuncia</i>	<i>opaca</i>		(Roewer, 1931)	
Trienonychidae	E2 ?	<i>Psalenoba</i>	<i>nunciaeformis</i>		Roewer, 1931	
Trienonychidae	E3	<i>Americobunus</i>	<i>ringueleti</i>		Muñoz-Cuevas, 1972	Muñoz-Cuevas 1972, fig. 20
Trienonychidae	E4	<i>Cluniella</i>	<i>distincta</i>		Forster, 1955	Forster 1955, fig. 65; Hunt and Maury 1993, fig 1f, 2a,b
Trienonychidae	E4	<i>Cluniella</i>	<i>minuta</i>		Forster, 1955	Forster 1955, fig. 60; Hunt and Maury 1993, fig. 2c,d
Trienonychidae	E4	<i>Cluniella</i>	<i>ornata</i>		Forster, 1955	Forster 1955, fig. 70
Trienonychidae	E4	<i>Heteronuncia</i>	<i>robusta</i>		Roewer, 1921	Forster 1955, fig. 101
Trienonychidae	E4	<i>Hickmanoxyomma</i>	<i>cavaticum</i>		(Hickman, 1958)	Hickman 1958, fig. 172; Hunt 1990, fig. 5; Hunt and Maury 1993, fig. 1a
Trienonychidae	E4	<i>Hickmanoxyomma</i>	<i>clarkei</i>		Hunt, 1990	Hunt 1990, fig. 8
Trienonychidae	E4	<i>Hickmanoxyomma</i>	<i>cristatum</i>		Hunt, 1990	Hunt 1990, fig. 13h-j
Trienonychidae	E4	<i>Hickmanoxyomma</i>	<i>eberhardi</i>		Hunt, 1990	Hunt 1990, fig. 9g-i
Trienonychidae	E4	<i>Hickmanoxyomma</i>	<i>gibbergunyar</i>		Hunt, 1990	Hunt 1990, fig. g-i
Trienonychidae	E4	<i>Hickmanoxyomma</i>	<i>goedei</i>		Hunt, 1990	Hunt 1990, fig. 6g-i
Trienonychidae	E4	<i>Hickmanoxyomma</i>	<i>tasmanicum</i>		(Roewer, 1915)	Hunt 1990, fig. 11
Trienonychidae	E4	<i>Holonuncia</i>	<i>cavernicola</i>		Forster, 1955	Forster 1955, fig. 73; Hunt 1992, fig 3i-k, 4f-h; Mendes 2009, fig. 45
Trienonychidae	E4	<i>Holonuncia</i>	<i>dewae</i>		Hunt, 1992	Hunt 1992, fig. 6 g-i
Trienonychidae	E4	<i>Holonuncia</i>	<i>dispar</i>		Hunt, 1992	Hunt 1992, fig. 12j-l
Trienonychidae	E4	<i>Holonuncia</i>	<i>enigma</i>		Hunt, 1992	Hunt 1992, fig. 16h-j
Trienonychidae	E4	<i>Holonuncia</i>	<i>francesae</i>		Hunt, 1992	Hunt 1992, fig. 9f-k
Trienonychidae	E4	<i>Holonuncia</i>	<i>hamiltonsmithi</i>		Hunt, 1992	Hunt 1992, fig. 14j-m
Trienonychidae	E4	<i>Holonuncia</i>	<i>kaputarensis</i>		Hunt, 1992	Hunt 1992, fig. 15f-j
Trienonychidae	E4	<i>Holonuncia</i>	<i>katoomba</i>		Hunt, 1992	Hunt 1992, fig. 10e-h
Trienonychidae	E4	<i>Holonuncia</i>	<i>recta</i>		Hunt, 1992	Hunt 1992, fig. 13f-i
Trienonychidae	E4	<i>Holonuncia</i>	<i>seriata</i>		(Roewer, 1915)	Hunt 1992, fig. 7j-l
Trienonychidae	E4	<i>Holonuncia</i>	<i>sussa</i>		Hunt, 1992	Hunt 1992, fig. 5 g-i
Trienonychidae	E4	<i>Holonuncia</i>	<i>tuberculata</i>		Roewer, 1915	Hunt 1992, fig. 8 g-i
Trienonychidae	E4	<i>Holonuncia</i>	<i>weejasperensis</i>		Hunt, 1992	Hunt 1992, fig. 11 g-j
Trienonychidae	E4	<i>Nucina</i>	<i>dispar</i>		Hickman, 1958	

Triaenonychidae	E4	<i>Nucina</i>	<i>silvestris</i>		Hickman, 1958	Hickman 1958, fig. 147; Hunt and Hickman 1993, fig. 28
Triaenonychidae	E4	<i>Odontonuncia</i>	<i>saltuensis</i>		Hickman, 1958	Hunt 1990, fig. 3 g-j
Triaenonychidae	E4	<i>Paranuncia</i>	<i>gigantea</i>		Roewer, 1915	Hickman 1958, fig. 123, 124
Triaenonychidae	E4	<i>Paranuncia</i>	<i>ingens</i>		Roewer, 1931	
Triaenonychidae	E4	<i>Triaenobunus</i>	<i>armstrongi</i>		Forster, 1955	
Triaenonychidae	E4	<i>Triaenobunus</i>	<i>asper</i>		Hickman, 1958	Hickman 1958, fig. 182
Triaenonychidae	E4	<i>Triaenobunus</i>	<i>bicarinatus</i>		Sørensen, 1886	
Triaenonychidae	E4	<i>Triaenobunus</i>	<i>cornutus</i>		Hickman, 1958	
Triaenonychidae	E4	<i>Triaenobunus</i>	<i>groomi</i>		Forster, 1955	Forster 1955, fig. 122
Triaenonychidae	E4	<i>Triaenobunus</i>	<i>hamiltoni</i>		Phillipps & Grimmett 1932	
Triaenonychidae	E4	<i>Triaenobunus</i>	<i>inornatus</i>		Hickman, 1958	
Triaenonychidae	E4	<i>Triaenobunus</i>	<i>mestoni</i>		Hickman, 1958	
Triaenonychidae	E4	<i>Triaenobunus</i>	<i>minutus</i>		Forster, 1955	Forster 1955, fig. 106
Triaenonychidae	E4	<i>Triaenobunus</i>	<i>montanus</i>		Hickman, 1958	
Triaenonychidae	E4	<i>Triaenobunus</i>	<i>pectinatus</i>		Pocock 1902	Hickman 1958, fig. 177; Mendes 2009, fig. 50
Triaenonychidae	E4	<i>Triaenobunus</i>	<i>pescotti</i>		Forster, 1955	Forster 1955, fig. 117
Triaenonychidae	E4	<i>Triaenobunus</i>	<i>pilosus</i>		Hickman, 1958	
Triaenonychidae	E4	<i>Triaenobunus</i>	<i>woodwardi</i>		Forster, 1955	
Triaenonychidae	E4 ?	<i>Dipristes</i>	<i>serripus</i>		Roewer, 1931	Hunt and Maury 1993, fig. 1d
Triaenonychidae	E4 ?	<i>Stylonuncia</i>	<i>spinosa</i>		Hickman, 1958	
Triaenonychidae	E5	<i>Algidia</i>	<i>chiltoni</i>	<i>chiltoni</i>	Roewer, 1931	
Triaenonychidae	E5	<i>Algidia</i>	<i>chiltoni</i>	<i>longispinosa</i>	Forster, 1954	
Triaenonychidae	E5	<i>Algidia</i>	<i>chiltoni</i>	<i>oconnori</i>	Forster, 1954	
Triaenonychidae	E5	<i>Algidia</i>	<i>cuspidata</i>	<i>cuspidata</i>	Hogg, 1920	
Triaenonychidae	E5	<i>Algidia</i>	<i>cuspidata</i>	<i>multispinosa</i>	Forster, 1954	
Triaenonychidae	E5	<i>Algidia</i>	<i>homerica</i>		Forster, 1954	
Triaenonychidae	E5	<i>Algidia</i>	<i>interrupta</i>	<i>interrupta</i>	Forster, 1954	
Triaenonychidae	E5	<i>Algidia</i>	<i>interrupta</i>	<i>solatia</i>	Forster, 1954	
Triaenonychidae	E5	<i>Algidia</i>	<i>marplei</i>		Forster, 1954	
Triaenonychidae	E5	<i>Algidia</i>	<i>nigriflava</i>		(Loman, 1902)	
Triaenonychidae	E5	<i>Algidia</i>	<i>viridata</i>	<i>bicolor</i>	Forster, 1954	
Triaenonychidae	E5	<i>Algidia</i>	<i>viridata</i>	<i>viridata</i>	Forster, 1954	
Triaenonychidae	E5	<i>Allobunus</i>	<i>distinctus</i>		Hickman, 1958	Hunt and Maury 1993, fig. 4 g,h
Triaenonychidae	E5	<i>Cenefia</i>	<i>adaeiformis</i>		Roewer, 1931	
Triaenonychidae	E5	<i>Cenefia</i>	<i>delli</i>		Forster, 1954	
Triaenonychidae	E5	<i>Cenefia</i>	<i>sorenseni</i>	<i>hawea</i>	Forster, 1954	Forster 1954, fig. 568
Triaenonychidae	E5	<i>Cenefia</i>	<i>sorenseni</i>	<i>sorenseni</i>	Forster, 1954	Forster 1954, fig. 563
Triaenonychidae	E5	<i>Cenefia</i>	<i>westlandica</i>		Forster, 1954	Forster 1954, fig. 557
Triaenonychidae	E5	<i>Chrestobunus</i>	<i>fuscus</i>		Hickman, 1958	Hickman 1958, fig. 287
Triaenonychidae	E5	<i>Chrestobunus</i>	<i>inermis</i>		Roewer, 1915	
Triaenonychidae	E5	<i>Chrestobunus</i>	<i>spinulatus</i>		Roewer, 1915	Hunt 1995, fig. 3f
Triaenonychidae	E5	<i>Diaenobunus</i>	<i>armatus</i>		Roewer, 1915	
Triaenonychidae	E5	<i>Glyptobunus</i>	<i>ornatus</i>		Hickman, 1958	Hickman 1958, fig. 213
Triaenonychidae	E5	<i>Glyptobunus</i>	<i>signatus</i>		Roewer, 1915	Hickman 1958, fig. 206; Hunt and Maury 1993, fig. 1b
Triaenonychidae	E5	<i>Karamea</i>	<i>lobata</i>	<i>aurea</i>	Forster, 1954	Forster 1954, fig. 668
Triaenonychidae	E5	<i>Karamea</i>	<i>lobata</i>	<i>australis</i>	Forster, 1954	Forster 1954, fig. 692
Triaenonychidae	E5	<i>Karamea</i>	<i>lobata</i>	<i>lobata</i>	Forster, 1954	Forster 1954, fig. 682
Triaenonychidae	E5	<i>Karamea</i>	<i>trailli</i>		Forster, 1954	Forster 1954, fig. 705
Triaenonychidae	E5	<i>Karamea</i>	<i>tricerata</i>		Forster, 1954	Forster 1954, fig. 694

Triaeononychidae	E5	<i>Karamea</i>	<i>tuthilli</i>		Forster, 1954	Forster 1954, fig. 700
Triaeononychidae	E5	<i>Mestonia</i>	<i>acris</i>		Hickman, 1958	Hickman 1958, fig. 164
Triaeononychidae	E5	<i>Mestonia</i>	<i>picra</i>		Hickman, 1958	Hickman 1958, fig. 159
Triaeononychidae	E5	<i>Miobunus</i>	<i>forficula</i>		Hunt, 1995	Hunt 1995, fig. 4 g,h
Triaeononychidae	E5	<i>Miobunus</i>	<i>johnhickmani</i>		Hunt, 1995	Hunt 1995, fig. 3c–e
Triaeononychidae	E5	<i>Miobunus</i>	<i>mainae</i>		Hunt, 1995	Hunt 1995, fig. 5 g–j
Triaeononychidae	E5	<i>Miobunus</i>	<i>thoracicus</i>		Roewer, 1915	Hickman 1958, fig. 276 (as <i>Tasmanobunus constans</i>); Hunt 1995, fig 1e–h, 3a,b
Triaeononychidae	E5	' <i>Miobunus</i> '	<i>Levis</i>		Hickman, 1958	
Triaeononychidae	E5	' <i>Miobunus</i> '	<i>parvus</i>		Hickman, 1958	Hickman 1958, fig 281, 282; Hunt and Maury 1993, fig. 4c,d ^F
Triaeononychidae	E5	<i>Phanerobunus</i>	<i>armatus</i>		Roewer, 1915	Hickman 1958, fig. 249
Triaeononychidae	E5	<i>Phanerobunus</i>	<i>asperrimus</i>		Hickman, 1958	Hickman 1958, fig. 260
Triaeononychidae	E5	<i>Phanerobunus</i>	<i>hebes</i>		Hickman, 1958	Hickman 1958, fig. 266
Triaeononychidae	E5	<i>Phanerobunus</i>	<i>saxatilis</i>		Hickman, 1958	Hickman 1958, fig. 254
Triaeononychidae	E5	<i>Phoxobunus</i>	<i>rostratus</i>		Hickman, 1958	
Triaeononychidae	E5	<i>Phoxobunus</i>	<i>tuberculatus</i>		Hickman, 1958	
Triaeononychidae	E5	<i>Prasma</i>	<i>crassipalpus</i>		(Roewer, 1931)	
Triaeononychidae	E5	<i>Prasma</i>	<i>sorenseni</i>	<i>regalia</i>	Forster, 1954	
Triaeononychidae	E5	<i>Prasma</i>	<i>sorenseni</i>	<i>sorenseni</i>	Forster, 1954	Forster 1954, fig 476,477
Triaeononychidae	E5	<i>Prasma</i>	<i>tuberculata</i>	<i>intermedia</i>	Forster, 1954	Forster 1954, fig. 472
Triaeononychidae	E5	<i>Prasma</i>	<i>tuberculata</i>	<i>mearosa</i>	Forster, 1954	
Triaeononychidae	E5	<i>Prasma</i>	<i>tuberculata</i>	<i>mulsa</i>	Forster, 1954	Forster 1954, fig 465,466
Triaeononychidae	E5	<i>Prasma</i>	<i>tuberculata</i>	<i>tuberculata</i>	(Hogg, 1920)	Forster 1954, fig. 461
Triaeononychidae	E5	<i>Pristobunus</i>	<i>acentrus</i>	<i>acentrus</i>	Forster, 1954	Forster 1954, fig. 592
Triaeononychidae	E5	<i>Pristobunus</i>	<i>acentrus</i>	<i>hilus</i>	Forster, 1954	Forster 1954, fig. 604
Triaeononychidae	E5	<i>Pristobunus</i>	<i>acentrus</i>	<i>insulanus</i>	Forster, 1954	Forster 1954, fig. 597
Triaeononychidae	E5	<i>Pristobunus</i>	<i>acentrus</i>	<i>nodosus</i>	Forster, 1954	Forster 1954, fig. 600
Triaeononychidae	E5	<i>Pristobunus</i>	<i>acuminatus</i>	<i>acanthis</i>	Forster, 1954	
Triaeononychidae	E5	<i>Pristobunus</i>	<i>acuminatus</i>	<i>acuminatus</i>	(Hogg, 1920)	Forster 1954, fig. 574
Triaeononychidae	E5	<i>Pristobunus</i>	<i>acuminatus</i>	<i>hamiltoni</i>	Forster, 1954	
Triaeononychidae	E5	<i>Pristobunus</i>	<i>acuminatus</i>	<i>tragulus</i>	Forster, 1954	Forster 1954, fig. 583
Triaeononychidae	E5	<i>Pristobunus</i>	<i>barnardi</i>		Forster, 1954	Forster 1954, fig. 623
Triaeononychidae	E5	<i>Pristobunus</i>	<i>ceratias</i>		Forster, 1954	Forster 1954, fig. 648
Triaeononychidae	E5	<i>Pristobunus</i>	<i>hadrus</i>		Forster, 1954	Forster 1954, fig. 634
Triaeononychidae	E5	<i>Pristobunus</i>	<i>henopoeus</i>	<i>gorensis</i>	Forster, 1954	Forster 1954, fig. 626
Triaeononychidae	E5	<i>Pristobunus</i>	<i>henopoeus</i>	<i>henopoeus</i>	Forster, 1954	Forster 1954, fig. 609
Triaeononychidae	E5	<i>Pristobunus</i>	<i>henopoeus</i>	<i>ileticus</i>	Forster, 1954	Forster 1954, fig. 618
Triaeononychidae	E5	<i>Pristobunus</i>	<i>henopoeus</i>	<i>pelorus</i>	Forster, 1954	Forster 1954, fig. 614
Triaeononychidae	E5	<i>Pristobunus</i>	<i>heterus</i>		Forster, 1954	Forster 1954, fig. 652
Triaeononychidae	E5	<i>Pristobunus</i>	<i>ignavus</i>		Forster, 1954	Forster 1954, fig. 643
Triaeononychidae	E5	<i>Pristobunus</i>	<i>laminus</i>		Forster, 1954	Forster 1954, fig. 638
Triaeononychidae	E5	<i>Pristobunus</i>	<i>synaptus</i>		Forster, 1954	Forster 1954, fig. 629
Triaeononychidae	E5	<i>Rhynchobunus</i>	<i>arrogans</i>		Hickman, 1958	Hickman 1958, fig 241, 242; Hunt and Maury 1993, fig. 4a,b
Triaeononychidae	E5	<i>Soerensenella</i>	<i>bicornis</i>	<i>bicornis</i>	Pocock, 1903	Forster 1954, fig 670, 671
Triaeononychidae	E5	<i>Soerensenella</i>	<i>bicornis</i>	<i>parva</i>	Forster, 1954	
Triaeononychidae	E5	<i>Soerensenella</i>	<i>bicornis</i>	<i>waikanae</i>	Forster, 1954	male unknown
Triaeononychidae	E5	<i>Soerensenella</i>	<i>prehensor</i>	<i>nitida</i>	Forster, 1954	
Triaeononychidae	E5	<i>Soerensenella</i>	<i>prehensor</i>	<i>obesa</i>	Forster, 1954	
Triaeononychidae	E5	<i>Soerensenella</i>	<i>prehensor</i>	<i>prehensor</i>	Pocock, 1902	Forster 1954, fig. 662; Mendes 2009, fig. 49 (as <i>S. prehensor</i>)

Trianenychidae	E5	<i>Soerensenella</i>	<i>rotara</i>		Phillipps & Grimmett, 1932	
Trianenychidae	E5	<i>Thelbunus</i>	<i>mirabilis</i>		Hickman, 1958	Hunt and Maury 1993, fig 5a,b, 6b
Trianenychidae	E5	<i>Triconobunus</i>	<i>horridus</i>		Roewer, 1914	
Trianenychidae	E5	<i>Triregia</i>	<i>bilineata</i>		(Forster, 1943)	Forster 1954, fig. 542
Trianenychidae	E5	<i>Triregia</i>	<i>fairburni</i>	<i>fairburni</i>	(Forster, 1943)	Forster 1954, fig. 546
Trianenychidae	E5	<i>Triregia</i>	<i>fairburni</i>	<i>grata</i>	Forster, 1954	Forster 1954, fig. 550
Trianenychidae	E5	<i>Triregia</i>	<i>Monstrosa</i>		Forster, 1948	Forster 1954, fig. 537
Trianenychidae	E5 ?	<i>Chilobunus</i>	<i>spinous</i>		Hickman, 1958	Hickman 1958, fig. 236
Trianenychidae	E5 ?	<i>Eubunus</i>	<i>crypsidomus</i>		Hickman, 1958	
Trianenychidae	E5 ?	<i>Muscicola</i>	<i>picta</i>		Forster, 1954	Forster 1954, fig. 657
Trianenychidae	E5 ?	<i>Prasmiola</i>	<i>unica</i>		Forster, 1954	
Trianenychidae	E5 ?	<i>Tasmanonuncia</i>	<i>segnis</i>		Hickman, 1958	Hickman 1958, fig. 78
Trianenychidae	??	<i>Brasiloctis</i>	<i>Bucki</i>		de Mello-Leitão, 1938	
Total		Genera		Species or subspecies		
Trianenychoidae			110			496
Trianenychidae			103			458
		Unsampled genus, hypothetical placement				

^AIn Kury *et al.* (2014) synonymised into *Equitius*. Hunt (1985) noted does not belong in *Equitius*.

^BIn Kury *et al.* (2014) synonymised into *Equitius*. Hunt (1985) noted does not belong in *Equitius*.

^CHickman (1939) synonymized with *Nuncia*. Included as *Promecostethus* in Kury *et al.* (2014).

^DNot included in Kury *et al.* (2014).

^EValid subspecies. Included as *Nuncia contrita* in Kury *et al.* (2014).

^FIncluded as *Miobunus parvus* in Kury *et al.* (2014). Hunt (1995) noted it does not belong in *Miobunus*.

References

- Canals, J. (1939). Nuevos Opiliones de la Argentina. *Notas del Museo de la Plata. Zoologia* **4**, 143–156.
- de Mello-Leitão, C. F. (1938) Considerações sobre os Phalangodoidea Soer. com descrição de novas formas. *Annaes da Academia Brasileira de Ciencias, Rio de Janeiro* **10**, 135–145.
- Derkarabetian, S., Starrett, J., Tsurusaki, N., Ubick, D., Castillo, S., and Hedin, M. (2018). A stable phylogenomic classification of Travunioidea (Arachnida, Opiliones, Laniatores) based on sequence capture of ultraconserved elements. *ZooKeys* **760**, 1–36 . [doi:10.3897/zookeys.760.24937](https://doi.org/10.3897/zookeys.760.24937)
- Derkarabetian, S., Benavides, L. R., and Giribet, G. (2019). Sequence capture phylogenomics of historical ethanol-preserved museum specimens: unlocking the rest of the vault. *Molecular Ecology Resources* **19**, 1531–1544 . [doi:10.1111/1755-0998.13072](https://doi.org/10.1111/1755-0998.13072)
- Enderlein, G. (1909). Die Spinnen der Crozet-Inseln und von Kerguelen. Deutsche Südpolar-Expedition. X. *Zoologie* **2**, 535–540.
- Fage, L. (1945). Arachnides cavernicoles nouveaux de Madagascar. *Bulletin du Muséum national d'histoire naturelle* **17**, 301–307.
- Forster, R. R. (1943). The genus *Adaeum* Karsch (= *Algidia* Hogg) in New Zealand, with descriptions of new species (Order Opiliones). *Transactions and Proceedings of the Royal Society of New Zealand* **73**, 68–72.
- Forster, R. R. (1948) A new sub-family and species of New Zealand Opiliones. *Records of the Auckland Institute and Museum* **3**, 313–318.
- Forster, R. R. (1949). Australian Opiliones. *Memoirs of the National Museum of Victoria* **16**, 59–89. [doi:10.24199/j.mmv.1949.16.05](https://doi.org/10.24199/j.mmv.1949.16.05)
- Forster, R. R. (1952). Western Australian Opiliones. *Journal of the Royal Society of Western Australia* **36**, 23–29.
- Forster, R. R. (1954). The New Zealand harvestmen (sub-order Laniatores). *Canterbury Museum Bulletin* **2**, 1–329.
- Forster, R. R. (1955). Further Australian harvestmen (Arachnida: Opiliones). *Australian Journal of Zoology* **3**, 354–411 . [doi:10.1071/ZO9550354](https://doi.org/10.1071/ZO9550354)
- Forster, R. R. (1965). Harvestmen of the sub-order Laniatores from New Zealand caves. *Records of the Otago Museum* **2**, 1–18.
- Guérin-Méneville, F. E. (1837). Iconographie du Règne Animal de Cuvier ou Représentation d'après nature de l'une des especes les plus remarquables et souvent non encore figurées de chaque genre d'animaux. ['1829–1844']. Vol. 2.
- Hickman, V. V. (1939). Opiliones and Araneae. *British and New Zealand Antarctic Research Expedition, 1929–1931. Report-Series B (Zoology and Botany)* **4**(5), 159–187.
- Hickman, V. V. (1958). Some Tasmanian harvestmen of the family Triaenonychidae (sub-order Laniatores). *Papers and Proceedings of the Royal Society of Tasmania* **92**, 1–116.
- Hickman, V. V. (1959). *Calliuncus vulsus* nom. nov.(Opiliones). *Papers and Proceedings of the Royal Society of Tasmania* **93**, vi.

- Hogg, H. R. (1909). Spiders and Opiliones from the subantarctic islands of New Zealand. *The Subantarctic Islands of New Zealand* **1**, 155–181.
- Hogg, H. R. (1910) Some New Zealand and Tasmanian Arachnidae. *Transactions of the New Zealand Institute, Wellington* **42**, 273–283.
- Hogg, H. R. (1920). Some Australian Opiliones. *Proceedings of the Zoological Society of London* **90**(1-2), 31–48.
- Hunt, G. S. (1971). The genus *Nunciella* Roewer (Opiliones, Laniatores) with descriptions of a new species from Kangaroo Island, South Australia. *Proceedings of the Linnean Society of New South Wales* **96**, 53–65.
- Hunt, G. S. (1972). A new cavernicolous harvestman from Western Australia (Arachnida: Opiliones: Triaenonychidae). *Journal of the Australian Entomological Society* **11**, 232–236 . [doi:10.1111/j.1440-6055.1972.tb01622.x](https://doi.org/10.1111/j.1440-6055.1972.tb01622.x)
- Hunt, G. S. (1985). Taxonomy and distribution of *Equitius* in eastern Australia (Opiliones: Laniatores: Triaenonychidae). *Records of the Australian Museum* **36**, 107–125 . [doi:10.3853/j.0067-1975.36.1985.340](https://doi.org/10.3853/j.0067-1975.36.1985.340)
- Hunt, G. S. (1990). *Hickmanoxyomma*, a new genus of cavernicolous harvestmen from Tasmania (Opiliones: Triaenonychidae). *Records of the Australian Museum* **42**, 45–68 . [doi:10.3853/j.0067-1975.42.1990.106](https://doi.org/10.3853/j.0067-1975.42.1990.106)
- Hunt, G. S. (1992). Revision of the genus *Holonuncia* Forster (Arachnida, Opiliones, Triaenonychidae) with description of cavernicolous and epigeal species from eastern Australia. *Records of the Australian Museum* **44**, 135–163. [doi:10.3853/j.0067-1975.44.1992.30](https://doi.org/10.3853/j.0067-1975.44.1992.30)
- Hunt, G. S. (1995). Revision of the harvestman genus *Miobunus* from Tasmania (Arachnida: Opiliones: Triaenonychidae). *Records of the Western Australian Museum* (Supplement 52), 243–252.
- Hunt, G. S., and Hickman, J. L. (1993). A revision of the genus *Lomanella* Pocock and its implications for family level classification in the Travunioidea (Arachnida: Opiliones: Triaenonychidae). *Records of the Australian Museum* **45**, 81–119 . [doi:10.3853/j.0067-1975.45.1993.131](https://doi.org/10.3853/j.0067-1975.45.1993.131)
- Hunt, G. S., and Maury, E. A. (1993). Hypertrophy of male genitalia in South American and Australian Triaenonychidae (Arachnida: Opiliones: Laniatores). *Memoirs of the Queensland Museum* **33**, 551–556.
- Karaman, I. (2019). A redescription and family placement of *Buemarinoa patrizii* Roewer, 1956 (Opiliones, Laniatores, Triaenonychidae). *Biologia Serbica* **41**, 67–77 [10.5281/zenodo.3373487](https://doi.org/10.5281/zenodo.3373487).
- Karsch, F. A. F. (1880) Arachnologische Blätter (Decas I). IX. Neue Phalangiden des Berliner Museums. *Zeitschrift für die gesammten Naturwissenschaften, Halle* **53**, 400–404.
- Kauri, H. (1950). On some South African Spiders and Harvest-Spiders. *South African Animal Life. Results of the Lund University Expedition in 1951–1951* **8**, 9–197.
- Kauri, H. (1954). Report from Professor T. Gislén's expedition to Australia in 1951–1952. 9. Harvest-spiders from S. W. Australia. *Lunds Universitets Årsskrift Ny Fjöld Avdelning* **2**, 1–10.

- Kauri, H. (1961). Opiliones. In 'South African Animal Life. Results of the Lund University Expedition in 1950–1951'. (Eds B. Hanström, P. Brinck, and G. Rudebeck.) pp. 9–197. (Almquist & Wiksell: Uppsala, Sweden.)
- Kury, A. B. (2004). A new genus of Triaenonychidae from South Africa (Opiliones, Laniatores). *Revista Ibérica de Aracnología* **9**, 205–210.
- Kury, A. B. (2006). A new species of *Graemontia* Lawrence, 1931, from the Western Cape, South Africa, with note on the relationships of the genus (Opiliones: Laniatores: Triaenonychidae). *African Zoology* **41**, 45–50 .
[doi:10.1080/15627020.2006.11407334](https://doi.org/10.1080/15627020.2006.11407334)
- Kury, A. B., Mendes, A. C., and Souza, D. R. (2014). World Checklist of Opiliones species (Arachnida). Part 1: Laniatores – Travunioidea and Triaenonychoidea. *Biodiversity Data Journal* **2**, e4094 . [doi:10.3897/BDJ.2.e4094](https://doi.org/10.3897/BDJ.2.e4094)
- Lawrence, R. F. (1931). The harvest-spiders (Opiliones) of South Africa. *Annals of the South African Museum* **29**, 341–508.
- Lawrence, R. F. (1933). The harvest-spiders (Opiliones) of Natal. *Annals of the Natal Museum* **7**, 211–241.
- Lawrence, R. F. (1934). New South African Opiliones. *Annals of the South African Museum* **1934**, 549–586.
- Lawrence, R. F. (1937). New harvest spiders from Natal and Zululand. *Annals of the Natal Museum* **8**, 127–153.
- Lawrence, R. F. (1938). Harvest-spiders from Natal and Zululand. *Annals of the Natal Museum* **8**, 345–370.
- Lawrence, R. F. (1939). A contribution to the Opilionid fauna of Natal and Zululand. *Annals of the Natal Museum* **9**, 225–243.
- Lawrence, R. F. (1959) Arachnides-Opilions. *Faune de Madagascar* **9**, 1–121.
- Lawrence, R. F. (1963). The Opiliones of the Transvaal. *Annals of the Transvaal Museum* **24**, 275–304.
- Loman, J. C. C. (1898). Beiträge zur Kenntniss der Fauna von Süd-Afrika. Ergebnisse einer Reise von Prof. Max Weber im Jahre 1894. IV. Neue Opilioniden von Süd-Afrika und Madagaskar. *Zoologische Jahrbücher, Jena. Abteilung für Systematik, Ökologie und Geographie der Tiere* **11**, 515–530.
- Maury, E. A. (1987a). Triaenonychidae sudamericanos. II. El género *Diasia* Sörensen 1902 (Opiliones, Laniatores). *Physis* **45**, 74–84.
- Maury, E. A. (1987b). Triaenonychidae sudamericanos. IV. El género *Triaenonychoides* H. Soares 1968 (Opiliones, Laniatores). *Boletín de la Sociedad de Biología de Concepción, Chile* **58**, 95–106.
- Maury, E. A. (1988). Triaenonychidae sudamericanos. V. Un nuevo género de opiliones cavernícolas de la Patagonia (Opiliones, Laniatores). *Memoires de Biospeologie* **15**, 117–131.
- Maury, E. A. (1990). Triaenonychidae sudamericanos. VI. Tres nuevas especies del genero *Nuncia* Loman 1902 (Opiliones, Laniatores). *Boletín de la Sociedad de Biología de Concepción, Chile* **61**, 103–119.
- Maury, E. A. (1993). Triaenonychidae sudamericanos. VII. Redescipción de *Araucanobunus juberthiei* Muñoz Cuevas 1973 (Opiliones, Laniatores). *Boletín de la Sociedad de Biología de Concepción* **64**, 105–111.

- Maury, E. A. T. (1999). Triaenonychidae sudamericanos. VII. El género *Ceratomontia* en el Brasil (Opiliones: Laniatores). *Revista de la Sociedad Entomológica Argentina* **58**, 33–36.
- Maury, E. A., and Roig-Alsina, A. H. (1985). Triaenonychidae sudamericanos. I. El género *Ceratomontia* Roewer 1915 (Opiliones: Laniatores). *Histoire et Nature* **5**, 77–92.
- Mendes, A. C. (2009). Avaliação do status sistemático dos táxons supragenéricos da infra-ordem Insidiatores Loman, 1902 (Arachnida, Opiliones, Laniatores). Ph.D. thesis, Universidade Federal do Rio de Janeiro, Museu Nacional.
- Mendes, A. C., and Kury, A. B. (2012). Notes on the systematics of the Triaenonychinae from Madagascar with description of a new species of *Acumontia* Loman (Opiliones: Laniatores). *Zootaxa* **3593**, 40–58. [doi:10.11646/zootaxa.3593.1.2](https://doi.org/10.11646/zootaxa.3593.1.2)
- Muñoz Cuevas, A. (1971a). Contribution à la connaissance de la famille des Triaenonychidae du Chili (Opilions Laniatores). I. Description du nouveau genre *Chilenuncia* et remarques sur l'écologie et la répartition géographique des espèces chiliennes de la famille. *Bulletin du Muséum National d'Histoire Naturelle* **42**, 872–880.
- Muñoz Cuevas, A. (1971b). Redescription de *Nuncia americana* Roewer et étude de sa morphologie génitale (Opiliones: Laniatores: Triaenonychidae). *Senckenbergiana Biologica* **52**, 97–101.
- Muñoz Cuevas, A. (1972). Presencia de la tribu Triaenobunini en Chile. Descripción del nuevo género y de la nueva especie *Americobunus ringueleti*. (Arachnida, Opiliones, Triaenonychidae). *Physis* **31**, 1–7.
- Muñoz-Cuevas, A. (1973). Descripción de *Araucanobunus jubertthiei* gen. et sp. nov. de Triaenobunini del Chile (Arachnida, Opiliones, Triaenonychidae). *Physis* **32**, 173–179.
- Pérez-González, A., and Werneck, R. M. (2018). A fresh look over the genital morphology of *Triaenonychoides* (Opiliones: Laniatores: Triaenonychidae) unravelling for the first time the functional morphology of male genitalia. *Zoologischer Anzeiger* **272**, 81–92 . [doi:10.1016/j.jcz.2017.12.010](https://doi.org/10.1016/j.jcz.2017.12.010)
- Phillipps, W. J., and Grimmer, R. E. R. (1932). Some new Opiliones from New Zealand. *Proceedings of the Zoological Society of London* **102**(3), 731–740. [doi:10.1111/j.1096-3642.1932.tb01094.x](https://doi.org/10.1111/j.1096-3642.1932.tb01094.x)
- Pocock, R. I. (1902). On some new harvest-spiders of the order Opiliones from the southern continents. *Proceedings of the Zoological Society of London* **2**, 392–413.
- Pocock, R. I. (1903). LX.—Fifteen new species and two new genera of tropical and southern Opiliones. *The Annals and Magazine of Natural History, London* **11**, 433–450. [doi:10.1080/00222930308678797](https://doi.org/10.1080/00222930308678797)
- Porto, W., and Pérez-González, A. (2020). Beauty under the mud: soil crypsis in new species of the Malagasy genus *Ankaratrix* (Opiliones: Triaenonychidae: Triaenobuninae). *Zoologischer Anzeiger* **287**, 198–216. [doi:10.1016/j.jcz.2020.06.001](https://doi.org/10.1016/j.jcz.2020.06.001)
- Ringuelet, R. A. (1959). Los arácnidos argentinos del Orden Opiliones. *Revista del Museo Argentino de Ciencias Naturales 'Bernardino Rivadavia'* **5**, 127–439.
- Roewer, C. F. (1914). Opilioniden von Neu-Caledonien. In 'Nova Caledonia'. (Eds F. Sarasin, and J. Roux.) pp. 439–443. (Kreidels Verlag: Wiesbaden, Germany.)

- Roewer, C. F. (1915). Die Familie der Triaenonychidae der Opiliones–Laniatores. *Archiv für Naturgeschichte* **80**, 61–168.
- Roewer, C. F. (1921). Australische Opiliones. *Arkiv för Zoologi* **13**, 1–10. [doi:10.5962/bhl.part.20149](https://doi.org/10.5962/bhl.part.20149)
- Roewer, C. F. (1923). ‘Die Weberknechte der Erde. Systematische Bearbeitung der bisher bekannten Opiliones.’ (Verlag von Gustav Fisher: Jena, Germany.)
- Roewer, C. F. (1931). Über Triaenonychiden (6. Ergänzung der ‘Weberknechte der Erde’, 1923). *Zeitschrift für Wissenschaftliche Zoologie* **138**, 137–185.
- Roewer, C. F. (1942). Einige neue Arachniden I. *Veröffentlichungen aus dem Deutschen Kolonial-und Übersee-Museum in Bremen* **3**, 277–280.
- Roewer, C. F. (1949) Über Phalangodidae II. Weitere Weberknechte XIV. *Senckenbergiana* **30**, 247–289.
- Roewer, C. F. (1956). Cavernicole Arachniden aus Sardinien II. *Fragmenta Entomologica* **2**, 97–104.
- Roewer, C. F. (1961). Opiliones aus Süd-Chile. *Senckenbergiana Biologica* **42**, 99–105.
- Schönhofer, A. L. (2008). On harvestmen from the Soutpansberg, South Africa, with description of a new species of *Monomontia* (Arachnida: Opiliones). *African Invertebrates* **49**, 109–126. [doi:10.5733/afin.049.0206](https://doi.org/10.5733/afin.049.0206)
- Shear, W. A. (1977). *Fumontana deprehendor* n. gen., n. sp., the first triaenonychid opilionid from eastern North America (Opiliones: Laniatores: Triaenonychidae). *The Journal of Arachnology* **3**, 177–183.
- Simon, E. (1880). Premier supplément au travail intitulé essai d’une classification des Opiliones Mecostethi, etc (première Partie). *Comptes rendus des séances de la Société Entomologique de Belgique* **1880**, 100–103.
- Simon, E. (1899). Ergebnisse einer Reise nachdem Pacific (Schauinland 1896–1897 Arachnoideen. *Zoologische Jahrbucher. Abteilung für Systematik* **12**, 411–437.
- Soares, H. E. M. (1968). Contribuição ao estudo dos opiliões do Chile (Opiliones: Gonyleptidae, Triaenonychidae). *Papéis Avulsos de Zoologia* **21**, 259–272.
- Sørensen, W. E. (1886) Opiliones. In ‘Die Arachniden Australiens nach der Natur beschrieben und abgebildet’. (Eds L. Koch and E. von Keyserling.) pp. 53–86. (Bauer & Raspe: Nürnberg.)
- Sørensen, W. E. (1902) Gonyleptiden (Opiliones, Laniatores). *Ergebnisse der Hamburger Magalhaensischen Sammelreise* **6**, 1–36.
- Staręga, W. (1989). A new species of *Larifuga* Loman from the Cape Province, South Africa (Opiliones: Triaenonychidae). *Annals of the Natal Museum* **30**, 9–13.
- Staręga, W. (1992). An annotated check-list of Afrotropical harvestmen, excluding the Phalangiidae (Opiliones). *Annals of the Natal Museum* **33**, 271–336.

- Starrett, J., Derkarabetian, S., Hedin, M., Bryson, R. W. Jr, McCormack, J. E., and Faircloth, B. C. (2017). High phylogenetic utility of an ultraconserved element probe set designed for Arachnida. *Molecular Ecology Resources* **17**, 812–823 .
[doi:10.1111/1755-0998.12621](https://doi.org/10.1111/1755-0998.12621)
- Thomas, S. M., and Hedin, M. (2008). Multigenic phylogeographic divergence in the paleoendemic southern Appalachian opilionid *Fumontana deprehendor* Shear (Opiliones, Laniatores, Triaenonychidae). *Molecular Phylogenetics and Evolution* **46**, 645–658.
[doi:10.1016/j.ympev.2007.10.013](https://doi.org/10.1016/j.ympev.2007.10.013)