

## Supplementary Material

### **Large DNA fragment deletion in lncRNA77580 regulates neighboring gene expression in soybean (*Glycine max*)**

*Fengjuan Niu, Qiyang Jiang<sup>\*</sup>, Xianjun Sun, Zheng Hu, Lixia Wang and Hui Zhang<sup>\*</sup>*

Institute of Crop Science, National Key Facility for Crop Gene Resources and Genetic Improvement, Chinese Academy of Agricultural Sciences, Beijing, P. R. China

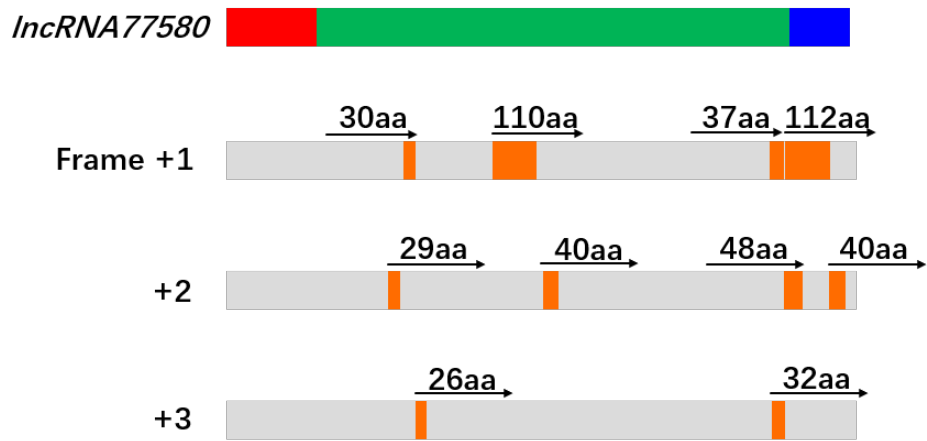
<sup>\*</sup>Corresponding author. Qiyang Jiang and Hui Zhang Institute of Crop Science, National Key Facility for Crop Gene Resources and Genetic Improvement, Chinese Academy of Agricultural Sciences, Beijing, P. R. China Emails: [jiangqiyang@caas.cn](mailto:jiangqiyang@caas.cn); [zhanghui06@caas.cn](mailto:zhanghui06@caas.cn)

## Supplementary Material

**Table S1. Sequences of the primers used in this study**

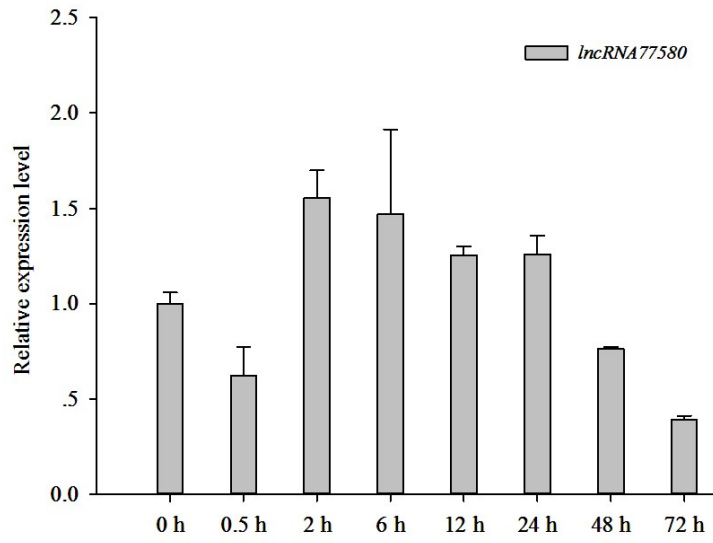
Primer Name	Forward Primer(5'-3')	Reverse Primer(5'-3')
77580-5'I1		TCTGCCCTTGTGGACTCCTTTTGA
77580-3'I2	ACAAAGAAACACAAACCACCAAGA GA	
C3	AAGATGAAGACAAGGT	ATAGGGATAGGCAAAC
G2	CTCCAGCCAACAAGCA	GGAAATATACCCGTCGTA
P1	TGCAGCTACATTCGGGTGAA	ATGACACGTCACAGGCAACT
P2	ATCTTCCTCTACCTCAAAC	GACTACATCCTCCTCCAT
P3	TTACTCCTCCCCGCCTTTG	AACAAAAAGGCTATCGCCGC
P4	GCCTTTTCACCTAGGGTGCT	AATCCGGCTCAAATCCACCT
Cons15	TAAAGAGCACCATGCCTATCC	TGGTTATGTGAGCAGATGCAA
GLYMA_20G224300	CCCCTGAGTTGTTATCTGCG	CTCGTCCATCACCGTCCAAA
GLYMA_20G224400	CCTCAAGACAGAGGGGCATT	AAAACCCATCCCACCCATGT
GLYMA_20G224500	ATCTCAAGACCCGTCCCCTT	GGCCTAATTGCAACAGCAGG
GLYMA_20G224600	AGGCTCTAACTTGCAACGCA	AATGGTTTTGCCGATGGAGC
LOC100807037	AGGCTCTAACTTGCAACGCA	AATGGTTTTGCCGATGGAGC
GLYMA_20G224700	TGCACCAATCACCGATAGGG	TGTGGCATAGCAGCCATTGA
GLYMA_20G224800	AACGTATGAAGCCCTCAGGC	TGCGCTAGTTTCGTGAAGGT
GLYMA_20G224900	CACACACCATGAACCTCCAC	TGGGATTTGGGTCTGATTGAGG
GLYMA_20G225000	TGCGCTGGCTAAGATGTTCA	GCGAAGACGCTTGCAATGATT
GLYMA_20G225100	CTCCCACATCACTCCAACCC	GGAAAGAGTGTGCTCCGTGT
GLYMA_20G225200-1	GTGAGTGGTGAGAGTGCGAA	GCATCCCATGTAGCGCAGTA
GLYMA_20G225200-2	GAAGTGGACTGAGGCTACG	TCAGCGCAATTGACGAAACG
GLYMA_20G225300-1	GGTGTGTGACTTGCTTTGGC	ATCCCAAGTGGCGCAATAGT
GLYMA_20G225300-2	ATGCAAAAATGGGGCGTTGG	TGGCCTTGAGCATTTCCTACT
GLYMA_20G225400	CGAGCCAGGTGGTGAAAGTA	CCTGCAAAAGGTGTGAAGGC
GLYMA_20G225500	TTGGAGGATGCAAGCAACGA	TTCAGCCATCTGAGCAAGCA
GLYMA_20G225600	CCAAACCCTCGACGACAGAA	CGAGAACCACCGAGACGATT
GLYMA_20G225700-1	GTTGTCGATGTGCGAGAAGC	CGGGCAAGGTGTTACAGAGT
GLYMA_20G225700-2	TGCCCCCACTTGACCTTTAT	TCTAGGGCTTCCAAACGACG
GLYMA_20G225800-1	TGTTGGGGTGTGGATTAGGC	TCGGAGGTAAAAACGCGTGA
GLYMA_20G225800-2	AGTTCCCCGTAAACCCGAC	AGGGCTTGGCATGTGATTGA
GLYMA_20G225900-1	CAGCCCAAGGCCAAGAAAAC	TCCTTGTGCTTGCCTTCGAT
GLYMA_20G225900-2	CAAGGAGTTGCCTCCAACCT	CTTAGTCGGTGCAGCTTGA
GLYMA_20G226000	GAACGCGCAGAGAAACGTAG	CTCAACTGCTTGATGGCTGC
GLYMA_20G226100	ACGTCAATCTCGCCAAGAGG	TCTTCTCAGTGGCAAGTCCA

GLYMA_20G226200	GAACATGGGACTGGCTGCG	GGGTACCACAAGCTGTGACT
GLYMA_20G226300	CAAGACTGCAGTTGCACCAC	TCGTGAGGCACACCAAACAT
GLYMA_20G226400	GGGTCGCTACACGAAGATGT	TTGCACGTGGCCTCTTTGTA
LOC102668810-1	ATCGAGCCGTTTCGTGAGTTT	GACCATCTCTGGTCGGTGTC
LOC102668810-2	CGAGCCGTTTCGTGAGTTTGA	AACTGGCGCATGACCATCTC
GLYMA_20G226500	AGGCTCAGCAGATGTCACAA	TTCCATTGGAGCTCATGCCA
GLYMA_20G226600-1	ACTTGCATGAGCCTGGAGTC	CAACTGCAAACACGTGAGGG
GLYMA_20G226600-2	TTGAAGAAGCACCTCCCGTC	CGCTACAAACTTGGGCTTCG
GLYMA_20G226700	GCTGGTGTGGTGACCTCATT	CCCGTGGAACAGATCCCTC

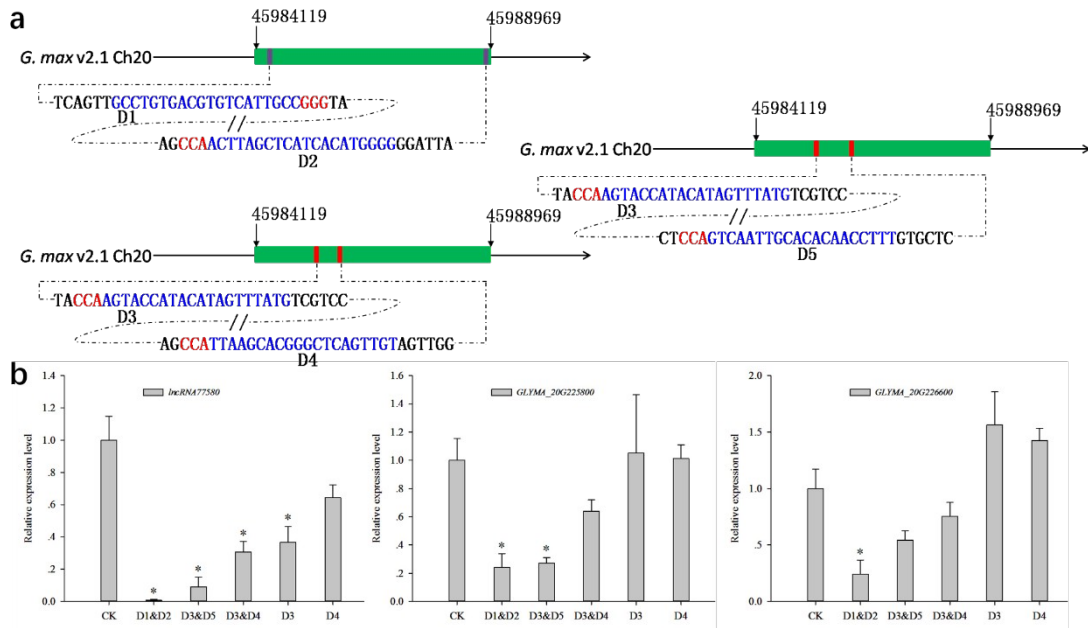


**Figure S1. Analysis of the open reading frames (ORFs) in *lncRNA77580*.**

All frames (orange boxes) were identified in the three forward frames. The two longest ORFs encoded 112 and 110 amino acids (aa).



**Figure S2. Expression levels of *lncRNA77580* in soybean roots treated with tap water at different time points.**



**Figure S3. DNA fragment deletion of different lengths in *lncRNA77580* has different effects on the expression levels of *lncRNA77580* itself and neighboring protein-coding genes.**

(a) Five target sites (D1, D2, D3, D4, and D5) in the *lncRNA77580* sequence were designed for CRISPR/Cas9-induced large DNA fragment deletion. The red letters shown in D1, D2, D3, D4, and D5 indicate protospacer adjacent motifs. (b) Expression levels of *lncRNA77580*, *GLYMA\_20G225800*, and *GLYMA\_20G226600* in soybean hairy roots with large DNA fragment deletions of different length in *lncRNA77580*, as determined by RT-qPCR. \* indicates significant differences  $P < 0.05$  and fold change  $> 2$ .

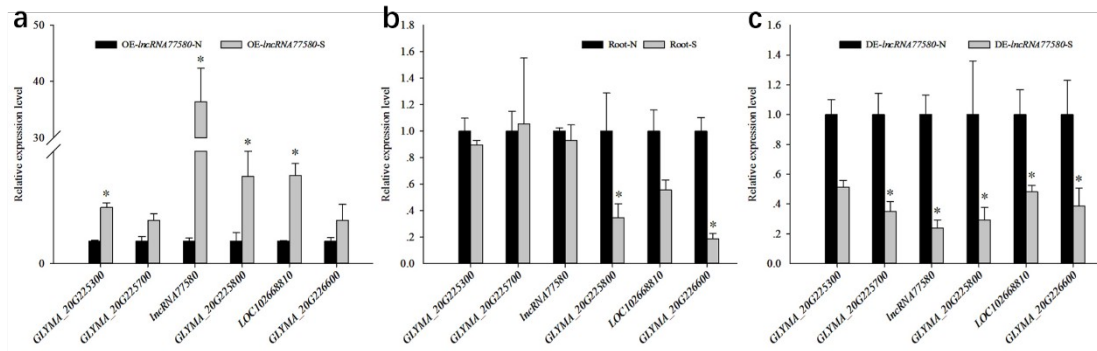
**Table S2. The predicted protein products of neighboring coding genes affected by *lncRNA77580***

Gene Name (US DOE)	Sequence Name (NCBI:gene ID)	Sequence Length	Position (NCBI)	Strand	Product (NCBI)
GLYMA_20G22520	LOC100500393	753	Chr20:45955984-45956736	positive	pathogenesis-related protein PR-4-like
GLYMA_20G22530	LOC100815211	731	Chr20:45962212-45962942	positive	pseudo wound-induced protein-like
GLYMA_20G22570	LOC100305652	1062	Chr20:45983181-45984242	negative	uncharacterized LOC100305652
GLYMA_20G22580	LOC100815737	3484	Chr20:45989786-45993269	positive	receptor-like protein kinase ANXUR1
GLYMA_20G22590	LOC100810590	880	Chr20:45998596-45999475	positive	histone H1.2-like
	LOC102668810	1409	Chr20:46042520-	negative	protein MAIN-LIKE 2-like

46043928  
GLYMA\_20G22660LOC100816792 17149 Chr20:46064196-46081344 positive myosin-11 isoform X2(X1) (myosin-24)  
traffic

---





**Figure S4. Expression levels of *lncRNA77580* and five neighboring genes in salt-stressed soybean hairy roots.**

**(a)** Expression levels of *lncRNA77580* and five neighboring genes in *lncRNA77580*-overexpressing hairy roots treated with tap water or 170 mM NaCl for 5 d. **(b)** Expression levels of *lncRNA77580* and five neighboring genes in wild-type treated with tap water or 170 mM NaCl for 5 d. **(c)** Expression levels of *lncRNA77580* and five neighboring genes in *lncRNA77580*-deleted hairy roots treated with tap water or 170 mM NaCl for 5 d. \* indicates significant differences  $P < 0.05$  and fold change  $> 2$ .